

Strategy Tester Report

OneMillionFx_EA

Generated by ReportManager 1.2.0
<http://reportmanager.mqlsoft.com>

Symbol EURGBP, EURCAD, EURUSD, EURCHF, USDCAD, AUDCAD, GBPUSD
 Period 2022.01.03 18:00 - 2023.02.10 12:09

Initial deposit	100000.00		
Total net profit	73434.89	Gross profit	126337.61
Profit factor	2.388	Expected payoff	98.703
Absolute drawdown	0.00	Maximal drawdown	1637.45 (1.079%)
		Relative drawdown	1.484% (1538.16)
Total trades	744	Short positions (won %)	381 (84.514%)
		Long positions (won %)	363 (85.95%)
		Profit trades (% of total)	634 (85.215%)
		Loss trades (% of total)	110 (14.785%)
		Largest profit trade	1542.04
		loss trade	-1339.74
		Average profit trade	199.271
		loss trade	-480.934
		Maximum consecutive wins (profit in money)	42 (5783.48)
		consecutive losses (loss in money)	2 (-939.30)
		Maximal consecutive profit (count of wins)	5783.48 (42)
		consecutive loss (count of losses)	-1637.45 (2)
		Average consecutive wins	7
		consecutive losses	1

Graph

#	Time	Type	Order	Size	Price	S/L	T/P	Profit	Balance
1	2022.01.03 18:00	sell	1	0.80	0.83959	-	-		
2	2022.01.03 23:59	s/l	1	0.80	0.83859	-	-	96.71	100096.71
3	2022.01.04 10:14	buy	2	1.00	1.34999	-	-		
4	2022.01.04 11:51	s/l	2	1.00	1.35099	-	-	100.00	100196.71
5	2022.01.04 18:14	buy	3	0.80	0.91949	-	-		
6	2022.01.05 10:21	buy	4	0.80	1.43804	-	-		
7	2022.01.05 10:42	s/l	3	0.80	0.92049	-	-	56.90	100253.61
8	2022.01.05 13:08	s/l	4	0.80	1.43902	-	-	58.63	100312.24
9	2022.01.05 17:01	buy	5	0.80	0.83697	-	-		
10	2022.01.06 05:13	sell	6	0.80	0.91931	-	-		
11	2022.01.06 06:21	s/l	6	0.80	0.91831	-	-		
12	2022.01.06 08:22	sell	7	1.00	1.35254	-	-	59.87	100372.11
13	2022.01.06 09:00	s/l	7	1.00	1.35154	-	-		
14	2022.01.06 16:36	sell	8	1.00	1.27335	-	-	100.00	100472.11
15	2022.01.06 18:09	sell	9	0.80	1.43949	-	-		
16	2022.01.06 19:11	s/l	9	0.80	1.43850	-	-		
17	2022.01.06 19:55	s/l	8	1.00	1.27185	-	-	59.23	100531.34
18	2022.01.10 14:33	sell	10	1.00	1.13187	-	-	117.94	100649.28
19	2022.01.10 15:42	s/l	10	1.00	1.13088	-	-		
20	2022.01.10 15:54	sell	11	1.00	1.35533	-	-	99.00	100748.28
21	2022.01.10 16:22	s/l	11	1.00	1.35433	-	-		
22	2022.01.10 20:00	buy	12	1.00	1.26947	-	-	100.00	100848.28
23	2022.01.11 01:01	buy	13	0.80	0.90989	-	-		
24	2022.01.11 15:37	sell	14	1.00	1.35725	-	-		
25	2022.01.11 19:15	buy	15	1.30	1.25956	-	-		
26	2022.01.12 15:35	sell	16	1.00	1.04820	-	-		
27	2022.01.12 15:39	sell	17	1.30	1.36725	-	-		
28	2022.01.12 19:38	s/l	16	1.00	1.04520	-	-		
29	2022.01.12 21:19	s/l	13	0.80	0.91089	-	-		
30	2022.01.12 21:39	buy	18	0.80	1.43143	-	-	325.00	101173.28
31	2022.01.13 06:54	buy	19	1.69	1.24961	-	-	56.89	101230.17
32	2022.01.13 12:13	s/l	18	0.80	1.43243	-	-		
33	2022.01.14 10:41	sell	20	0.80	0.90911	-	-		
34	2022.01.14 10:56	sell	21	0.80	1.43050	-	-	38.12	101268.29
35	2022.01.14 10:59	s/l	20	0.80	0.90811	-	-		
36	2022.01.14 13:30	s/l	21	0.80	1.42951	-	-		
37	2022.01.14 15:33	sell	22	1.00	1.14362	-	-	59.87	101328.16
38	2022.01.14 21:44	s/l	22	1.00	1.14162	-	-	59.22	101387.38
39	2022.01.17 09:22	buy	23	1.00	1.04441	-	-		
40	2022.01.18 05:42	close	14	1.00	1.36277	-	-	200.00	101587.38
41	2022.01.18 05:42	close	17	1.30	1.36277	-	-		
42	2022.01.19 12:59	buy	24	1.00	1.36322	-	-	-537.93	101049.45
43	2022.01.19 13:22	s/l	24	1.00	1.36422	-	-	598.08	101647.53
								100.00	101747.53

44	2022.01.19 15:55	buy	25	0.80	0.90117	-	-		
45	2022.01.19 17:06	s/l	25	0.80	0.90316	-	-	119.17	101866.70
46	2022.01.20 03:33	buy	26	1.00	1.13655	-	-		
47	2022.01.20 21:58	sell	27	1.00	1.36147	-	-		
48	2022.01.20 23:08	s/l	27	1.00	1.35951	-	-	196.00	102062.70
49	2022.01.21 01:30	sell	28	0.80	0.90158	-	-		
50	2022.01.21 03:12	buy	29	0.80	1.41720	-	-		
51	2022.01.21 03:13	s/l	28	0.80	0.90058	-	-	59.87	102122.57
52	2022.01.21 04:47	s/l	29	0.80	1.41817	-	-	58.04	102180.61
53	2022.01.21 11:27	buy	30	1.30	1.03449	-	-		
54	2022.01.24 09:20	close	12	1.00	1.25878	-	-		
55	2022.01.24 09:20	close	15	1.30	1.25878	-	-	-853.54	101327.07
56	2022.01.24 09:20	close	19	1.69	1.25878	-	-	-85.76	101241.31
57	2022.01.24 12:13	s/l	5	0.80	0.83797	-	-	1225.41	102466.72
58	2022.01.24 22:08	buy	31	0.80	0.90217	-	-	2.71	102469.43
59	2022.01.25 01:10	s/l	31	0.80	0.90298	-	-		
60	2022.01.25 12:30	sell	32	0.80	1.42526	-	-	45.52	102514.95
61	2022.01.25 15:49	sell	33	0.80	0.83697	-	-		
62	2022.01.25 16:27	s/l	32	0.80	1.42426	-	-		
63	2022.01.25 16:32	buy	34	1.30	1.12658	-	-	59.82	102574.77
64	2022.01.25 21:41	buy	35	1.00	1.35141	-	-		
65	2022.01.25 21:42	sell	36	1.00	1.26016	-	-		
66	2022.01.26 10:20	close	23	1.00	1.03894	-	-		
67	2022.01.26 10:20	close	30	1.30	1.03894	-	-	-577.30	101997.47
68	2022.01.26 10:49	s/l	33	0.80	0.83598	-	-	633.50	102630.97
69	2022.01.26 16:33	s/l	36	1.00	1.25867	-	-	98.11	102729.08
70	2022.01.26 17:00	sell	37	0.80	0.90186	-	-	116.52	102845.60
71	2022.01.26 17:00	buy	38	0.80	1.42757	-	-		
72	2022.01.26 21:46	s/l	37	0.80	0.90086	-	-		
73	2022.01.27 09:55	buy	39	1.30	1.34150	-	-		
74	2022.01.27 13:39	buy	40	1.69	1.11656	-	-	59.88	102905.48
75	2022.01.27 13:54	buy	41	1.04	1.41779	-	-		
76	2022.01.28 11:02	close	38	0.80	1.42249	-	-		
77	2022.01.28 11:02	close	41	1.04	1.42249	-	-		
78	2022.01.28 14:07	buy	42	1.00	1.03793	-	-	-332.89	102572.59
79	2022.01.31 08:52	sell	43	1.00	1.27254	-	-	356.17	102928.76
80	2022.01.31 09:50	buy	44	0.80	0.89599	-	-		
81	2022.01.31 10:44	s/l	44	0.80	0.89698	-	-		
82	2022.01.31 14:00	buy	45	0.80	0.83274	-	-		
83	2022.01.31 14:31	s/l	42	1.00	1.04093	-	-	59.28	102988.04
84	2022.01.31 17:58	sell	46	0.80	0.89564	-	-		
85	2022.01.31 18:03	s/l	45	0.80	0.83474	-	-	326.77	103314.81
86	2022.01.31 22:14	s/l	43	1.00	1.27104	-	-		
87	2022.01.31 22:35	close	35	1.00	1.34597	-	-	193.38	103508.19
88	2022.01.31 22:35	close	39	1.30	1.34597	-	-	118.01	103626.20
89	2022.02.01 09:30	sell	47	1.00	1.03920	-	-	-571.72	103054.48
90	2022.02.01 09:39	close	26	1.00	1.12502	-	-	569.09	103623.57
91	2022.02.01 09:39	close	34	1.30	1.12502	-	-		
92	2022.02.01 09:39	close	40	1.69	1.12502	-	-	-1247.10	102376.47
93	2022.02.01 13:31	s/l	47	1.00	1.03822	-	-	-288.43	102088.04
94	2022.02.01 17:55	sell	48	0.80	0.83313	-	-	1382.03	103470.07
95	2022.02.01 19:26	s/l	48	0.80	0.83214	-	-	106.16	103576.23
96	2022.02.02 02:25	sell	49	1.04	0.90564	-	-		
97	2022.02.02 16:57	buy	50	1.00	1.26990	-	-		
98	2022.02.03 12:43	sell	51	1.00	1.12774	-	-	95.74	103671.97
99	2022.02.03 15:44	buy	52	0.80	0.83381	-	-		
100	2022.02.03 15:55	s/l	52	0.80	0.83581	-	-		
101	2022.02.03 16:02	sell	53	1.30	1.13774	-	-		
102	2022.02.04 12:00	sell	54	1.00	1.35683	-	-		
103	2022.02.04 12:12	s/l	54	1.00	1.35583	-	-	193.38	103865.35
104	2022.02.04 13:54	sell	55	1.69	1.14774	-	-		
105	2022.02.04 15:54	close	46	0.80	0.90085	-	-		
106	2022.02.04 15:54	close	49	1.04	0.90085	-	-	100.00	103965.35
107	2022.02.04 20:24	s/l	50	1.00	1.27440	-	-		
108	2022.02.07 10:38	buy	56	0.80	0.90369	-	-	-306.14	103659.21
109	2022.02.07 16:51	sell	57	0.80	1.45180	-	-	377.86	104037.07
								351.88	104388.95

110	2022.02.07 17:52	s/l	57	0.80	1.45081	-	-	59.23	104448.18
111	2022.02.08 05:25	sell	58	1.00	1.05616	-	-		
112	2022.02.08 05:27	sell	59	0.80	0.84439	-	-		
113	2022.02.08 05:38	s/l	56	0.80	0.90469	-	-	56.90	104505.08
114	2022.02.08 09:47	s/l	59	0.80	0.84340	-	-	95.73	104600.81
115	2022.02.08 10:34	s/l	58	1.00	1.05416	-	-	216.66	104817.47
116	2022.02.08 10:59	buy	60	1.00	1.35429	-	-		
117	2022.02.08 13:10	s/l	60	1.00	1.35526	-	-	97.00	104914.47
118	2022.02.09 18:56	sell	61	1.00	1.35399	-	-		
119	2022.02.09 22:19	s/l	61	1.00	1.35302	-	-	97.00	105011.47
120	2022.02.10 15:34	close	51	1.00	1.13925	-	-	-1112.36	103899.11
121	2022.02.10 15:34	close	53	1.30	1.13925	-	-	-146.07	103753.04
122	2022.02.10 15:34	close	55	1.69	1.13925	-	-	1490.78	105243.82
123	2022.02.10 16:00	buy	62	0.80	1.44962	-	-		
124	2022.02.10 17:04	buy	63	1.00	1.14223	-	-		
125	2022.02.10 17:11	s/l	63	1.00	1.14323	-	-		
126	2022.02.10 17:17	s/l	62	0.80	1.45062	-	-	100.00	105343.82
127	2022.02.10 20:37	buy	64	1.00	1.26890	-	-	59.84	105403.66
128	2022.02.10 22:12	s/l	64	1.00	1.27039	-	-		
129	2022.02.10 22:50	sell	65	1.00	1.35530	-	-	117.29	105520.95
130	2022.02.10 23:16	sell	66	1.00	1.14251	-	-		
131	2022.02.10 23:30	s/l	66	1.00	1.14151	-	-		
132	2022.02.11 01:02	sell	67	1.00	1.05615	-	-	100.00	105620.95
133	2022.02.11 02:59	s/l	65	1.00	1.35430	-	-		
134	2022.02.11 04:27	sell	68	0.80	0.90972	-	-	102.01	105722.96
135	2022.02.11 06:28	s/l	68	0.80	0.90872	-	-		
136	2022.02.11 06:28	sell	69	0.80	1.45017	-	-	59.87	105782.83
137	2022.02.11 09:14	s/l	69	0.80	1.44918	-	-		
138	2022.02.11 14:26	sell	70	1.00	1.26960	-	-	59.23	105842.06
139	2022.02.11 17:27	s/l	67	1.00	1.05515	-	-		
140	2022.02.11 20:30	s/l	70	1.00	1.26814	-	-		
141	2022.02.11 21:01	sell	71	1.00	1.35584	-	-	108.33	105950.39
142	2022.02.11 21:06	s/l	71	1.00	1.35485	-	-	115.13	106065.52
143	2022.02.14 20:07	sell	72	1.00	1.27202	-	-		
144	2022.02.15 10:08	buy	73	1.00	1.35468	-	-	99.00	106164.52
145	2022.02.15 10:10	s/l	73	1.00	1.35568	-	-		
146	2022.02.15 11:35	buy	74	1.00	1.05079	-	-		
147	2022.02.15 12:03	buy	75	1.00	1.13492	-	-	100.00	106264.52
148	2022.02.15 13:23	buy	76	0.80	0.83777	-	-		
149	2022.02.15 15:36	buy	77	0.80	1.44492	-	-		
150	2022.02.15 16:31	s/l	76	0.80	0.83877	-	-		
151	2022.02.15 16:51	s/l	77	0.80	1.44592	-	-		
152	2022.02.15 17:54	s/l	74	1.00	1.05179	-	-	96.69	106361.21
153	2022.02.15 18:27	s/l	75	1.00	1.13592	-	-	59.83	106421.04
154	2022.02.16 02:03	buy	78	1.00	1.35446	-	-	108.35	106529.39
155	2022.02.16 09:00	s/l	78	1.00	1.35544	-	-	100.00	106629.39
156	2022.02.16 15:30	sell	79	0.80	0.90812	-	-		
157	2022.02.16 15:49	s/l	72	1.00	1.26903	-	-	98.00	106727.39
158	2022.02.16 16:29	sell	80	0.80	0.83742	-	-		
159	2022.02.16 18:00	sell	81	1.00	1.04854	-	-	231.88	106959.27
160	2022.02.17 05:55	sell	82	1.00	1.13489	-	-		
161	2022.02.17 05:55	buy	83	1.00	1.27133	-	-		
162	2022.02.17 05:56	s/l	82	1.00	1.13389	-	-		
163	2022.02.17 06:12	s/l	81	1.00	1.04654	-	-		
164	2022.02.17 06:13	s/l	80	0.80	0.83643	-	-		
165	2022.02.18 16:41	sell	84	1.00	1.35936	-	-	100.00	107059.27
166	2022.02.18 17:57	s/l	84	1.00	1.35837	-	-	201.59	107260.86
167	2022.02.18 19:26	sell	85	0.80	1.44270	-	-	102.84	107363.70
168	2022.02.21 02:54	s/l	83	1.00	1.27430	-	-		
169	2022.02.21 05:02	buy	86	1.00	1.13583	-	-	99.00	107462.70
170	2022.02.21 07:01	sell	87	1.04	0.91812	-	-		
171	2022.02.21 08:27	buy	88	1.00	1.04592	-	-	231.84	107694.54
172	2022.02.21 09:31	buy	89	0.80	0.83478	-	-		
173	2022.02.21 10:20	s/l	86	1.00	1.13783	-	-		
174	2022.02.21 21:17	buy	90	1.30	1.03609	-	-		
175	2022.02.22 05:41	s/l	85	0.80	1.44170	-	-		
								200.00	107894.54
								67.25	107961.79

176	2022.02.22 12:16	close	88	1.00	1.04050	-	-	-585.57	107376.22
177	2022.02.22 12:16	close	90	1.30	1.04050	-	-	623.41	107999.63
178	2022.02.22 12:20	buy	91	1.00	1.13389	-	-		
179	2022.02.22 12:49	s/l	89	0.80	0.83678	-	-	188.43	108188.06
180	2022.02.22 13:32	s/l	91	1.00	1.13489	-	-	100.00	108288.06
181	2022.02.22 17:58	sell	92	0.80	0.83345	-	-		
182	2022.02.22 17:58	buy	93	1.00	1.36004	-	-		
183	2022.02.23 10:07	s/l	93	1.00	1.36104	-	-	95.38	108383.44
184	2022.02.23 21:41	buy	94	1.00	1.27386	-	-		
185	2022.02.24 06:25	s/l	92	0.80	0.83145	-	-	202.89	108586.33
186	2022.02.24 13:04	t/p	94	1.00	1.28378	-	-	772.41	109358.74
187	2022.02.25 09:02	sell	95	0.80	0.83454	-	-		
188	2022.02.25 14:13	buy	96	1.00	1.03739	-	-		
189	2022.02.25 14:51	s/l	96	1.00	1.03938	-	-		
190	2022.02.25 14:54	sell	97	1.00	1.27670	-	-	215.63	109574.37
191	2022.02.25 16:50	buy	98	0.80	1.43674	-	-		
192	2022.02.25 17:55	buy	99	1.00	1.12506	-	-		
193	2022.02.25 18:27	s/l	99	1.00	1.12606	-	-		
194	2022.02.25 19:14	s/l	97	1.00	1.27520	-	-	100.00	109674.37
195	2022.02.28 00:03	buy	100	1.04	1.42308	-	-	117.63	109792.00
196	2022.02.28 09:34	close	98	0.80	1.42947	-	-		
197	2022.02.28 09:34	close	100	1.04	1.42947	-	-	-442.26	109349.74
198	2022.02.28 12:55	buy	101	1.00	1.34045	-	-	497.07	109846.81
199	2022.02.28 16:51	s/l	101	1.00	1.34144	-	-		
200	2022.03.01 13:29	s/l	95	0.80	0.83355	-	-	99.00	109945.81
201	2022.03.01 19:30	buy	102	1.00	1.27280	-	-	100.47	110046.28
202	2022.03.02 07:07	buy	103	0.80	0.83573	-	-		
203	2022.03.02 18:33	buy	104	1.00	1.33694	-	-		
204	2022.03.02 20:46	s/l	104	1.00	1.33794	-	-		
205	2022.03.02 23:01	buy	105	1.30	1.26295	-	-	100.00	110146.28
206	2022.03.03 17:01	sell	106	1.35	0.92813	-	-		
207	2022.03.03 18:14	close	102	1.00	1.26889	-	-		
208	2022.03.03 18:14	close	105	1.30	1.26889	-	-		
209	2022.03.04 14:07	buy	107	1.04	0.82579	-	-	-308.76	109837.52
210	2022.03.07 09:01	sell	108	1.00	1.26860	-	-	608.16	110445.68
211	2022.03.07 19:22	sell	109	1.30	1.27861	-	-		
212	2022.03.07 20:26	buy	110	0.80	1.39378	-	-		
213	2022.03.07 20:26	close	103	0.80	0.83039	-	-		
214	2022.03.07 20:26	close	107	1.04	0.83039	-	-		
215	2022.03.08 09:30	buy	111	1.00	1.00691	-	-	-541.08	109904.60
216	2022.03.08 10:11	s/l	110	0.80	1.39575	-	-	571.81	110476.41
217	2022.03.08 10:13	s/l	111	1.00	1.00891	-	-		
218	2022.03.08 14:10	buy	112	1.00	1.09126	-	-	110.64	110587.05
219	2022.03.08 18:16	sell	113	1.69	1.28861	-	-	216.71	110803.76
220	2022.03.08 19:17	s/l	112	1.00	1.09222	-	-		
221	2022.03.09 10:51	buy	114	1.00	1.31414	-	-		
222	2022.03.09 11:29	s/l	114	1.00	1.31514	-	-	96.00	110899.76
223	2022.03.10 02:00	close	108	1.00	1.27929	-	-		
224	2022.03.10 02:00	close	109	1.30	1.27929	-	-	100.00	110999.76
225	2022.03.10 02:00	close	113	1.69	1.27929	-	-	-841.21	110158.55
226	2022.03.10 16:34	sell	115	0.80	1.40913	-	-	-76.37	110082.18
227	2022.03.10 16:39	s/l	115	0.80	1.40813	-	-	1224.91	111307.09
228	2022.03.10 20:12	sell	116	1.00	1.09885	-	-		
229	2022.03.11 00:10	sell	117	1.00	1.02055	-	-	59.83	111366.92
230	2022.03.11 10:24	s/l	116	1.00	1.09785	-	-		
231	2022.03.11 17:04	sell	118	0.80	0.83866	-	-		
232	2022.03.11 17:24	s/l	118	0.80	0.83768	-	-		
233	2022.03.11 20:46	s/l	117	1.00	1.01955	-	-	105.52	111472.44
234	2022.03.14 05:32	buy	119	1.00	1.27799	-	-		
235	2022.03.14 15:35	sell	120	0.80	0.83897	-	-	94.77	111567.21
236	2022.03.14 15:47	s/l	120	0.80	0.83798	-	-	108.34	111675.55
237	2022.03.14 18:51	buy	121	0.80	1.40176	-	-		
238	2022.03.14 18:56	s/l	121	0.80	1.40276	-	-		
239	2022.03.15 15:32	s/l	119	1.00	1.28249	-	-	95.74	111771.29
240	2022.03.15 16:28	sell	122	0.80	0.83999	-	-		
241	2022.03.15 18:54	s/l	122	0.80	0.83899	-	-	59.84	111831.13
								350.57	112181.70
								96.71	112278.41

242	2022.03.15 19:37	sell	123	0.80	1.40052	-	-		
243	2022.03.15 19:38	close	79	0.80	0.91959	-	-	-660.63	111617.78
244	2022.03.15 19:38	close	87	1.04	0.91959	-	-	-86.78	111531.00
245	2022.03.15 19:38	close	106	1.35	0.91959	-	-	879.11	112410.11
246	2022.03.15 19:54	s/l	123	0.80	1.39954	-	-	58.63	112468.74
247	2022.03.16 21:00	sell	124	1.00	1.09661	-	-		
248	2022.03.16 21:31	sell	125	1.00	1.30487	-	-		
249	2022.03.16 21:32	s/l	124	1.00	1.09561	-	-	100.00	112568.74
250	2022.03.16 21:32	buy	126	1.00	1.27772	-	-		
251	2022.03.16 22:46	sell	127	1.30	1.31487	-	-		
252	2022.03.16 23:45	buy	128	1.30	1.26785	-	-		
253	2022.03.17 15:11	close	125	1.00	1.31039	-	-		
254	2022.03.17 15:11	close	127	1.30	1.31039	-	-	-545.97	112022.77
255	2022.03.18 11:09	sell	129	1.00	1.03617	-	-	590.24	112613.01
256	2022.03.18 11:35	s/l	129	1.00	1.03517	-	-		
257	2022.03.18 13:06	sell	130	0.80	0.84098	-	-	108.33	112721.34
258	2022.03.18 13:37	sell	131	1.00	1.10392	-	-		
259	2022.03.18 15:22	s/l	131	1.00	1.10294	-	-		
260	2022.03.18 15:39	s/l	130	0.80	0.83998	-	-	98.00	112819.34
261	2022.03.21 11:43	sell	132	0.80	0.93089	-	-	96.71	112916.05
262	2022.03.21 18:57	buy	133	1.69	1.25780	-	-		
263	2022.03.21 22:12	sell	134	1.00	1.31574	-	-		
264	2022.03.22 04:10	s/l	134	1.00	1.31474	-	-		
265	2022.03.22 04:29	s/l	132	0.80	0.92989	-	-	102.01	113018.06
266	2022.03.22 16:49	buy	135	1.00	1.10336	-	-	60.84	113078.90
267	2022.03.22 17:27	buy	136	0.80	1.39067	-	-		
268	2022.03.22 23:20	buy	137	1.00	1.02944	-	-		
269	2022.03.23 10:11	s/l	137	1.00	1.03044	-	-		
270	2022.03.23 15:14	sell	138	1.00	1.31965	-	-		
271	2022.03.23 15:30	s/l	138	1.00	1.31869	-	-	110.07	113188.97
272	2022.03.23 16:39	buy	139	1.04	1.38091	-	-		
273	2022.03.24 00:02	buy	140	0.80	0.83407	-	-	96.00	113284.97
274	2022.03.25 04:55	s/l	140	0.80	0.83501	-	-		
275	2022.03.25 16:24	sell	141	0.80	0.94073	-	-		
276	2022.03.25 17:43	sell	142	0.80	0.83345	-	-	85.95	113370.92
277	2022.03.25 18:49	s/l	141	0.80	0.93974	-	-		
278	2022.03.25 21:05	buy	143	1.00	1.02377	-	-		
279	2022.03.25 21:33	buy	144	1.35	1.37093	-	-	59.27	113430.19
280	2022.03.28 07:22	buy	145	0.80	0.94067	-	-		
281	2022.03.28 12:20	s/l	143	1.00	1.02777	-	-		
282	2022.03.28 17:07	close	136	0.80	1.37939	-	-		
283	2022.03.28 17:07	close	139	1.04	1.37939	-	-	435.14	113865.33
284	2022.03.28 17:07	close	144	1.35	1.37939	-	-	-718.33	113147.00
285	2022.03.29 12:46	sell	146	1.04	0.84345	-	-	-165.26	112981.74
286	2022.03.29 13:57	s/l	135	1.00	1.10434	-	-	841.98	113823.72
287	2022.03.29 14:49	buy	147	1.00	1.31424	-	-		
288	2022.03.29 15:46	s/l	147	1.00	1.31517	-	-	32.13	113855.85
289	2022.03.30 17:25	sell	148	1.00	1.02917	-	-		
290	2022.03.31 12:19	s/l	148	1.00	1.02817	-	-		
291	2022.03.31 13:30	sell	149	1.00	1.10989	-	-	93.00	113948.85
292	2022.03.31 16:12	sell	150	0.80	1.38820	-	-		
293	2022.03.31 16:13	s/l	150	0.80	1.38721	-	-	93.26	114042.11
294	2022.03.31 16:14	s/l	149	1.00	1.10789	-	-		
295	2022.04.04 08:55	buy	151	1.00	1.31258	-	-		
296	2022.04.04 15:15	close	142	0.80	0.83883	-	-	59.23	114101.34
297	2022.04.04 15:15	close	146	1.04	0.83883	-	-	200.00	114301.34
298	2022.04.04 18:54	s/l	145	0.80	0.94267	-	-		
299	2022.04.05 10:09	s/l	151	1.00	1.31358	-	-	-501.33	113800.01
300	2022.04.05 17:37	sell	152	1.00	1.31156	-	-	599.34	114399.35
301	2022.04.05 18:51	s/l	152	1.00	1.31057	-	-	98.80	114498.15
302	2022.04.06 10:16	buy	153	1.00	1.01730	-	-	95.38	114593.53
303	2022.04.06 11:30	s/l	153	1.00	1.01830	-	-		
304	2022.04.06 12:12	buy	154	1.00	1.31031	-	-	99.00	114692.53
305	2022.04.06 16:18	sell	155	0.80	0.94456	-	-		
306	2022.04.06 17:42	s/l	155	0.80	0.94356	-	-	108.35	114800.88
307	2022.04.06 21:23	buy	156	0.80	1.36686	-	-		
								59.87	114860.75

308	2022.04.07 02:01	s/l	156	0.80	1.36785	-	-	37.52	114898.27
309	2022.04.07 09:26	buy	157	0.80	0.83474	-	-		
310	2022.04.07 09:26	buy	158	1.00	1.09295	-	-		
311	2022.04.07 16:38	s/l	157	0.80	0.83572	-	-	94.76	114993.03
312	2022.04.08 08:18	sell	159	0.80	1.36645	-	-		
313	2022.04.08 10:22	buy	160	0.80	0.83347	-	-		
314	2022.04.08 14:00	s/l	160	0.80	0.83447	-	-	96.70	115089.73
315	2022.04.08 16:25	buy	161	1.30	1.30038	-	-		
316	2022.04.11 12:47	close	154	1.00	1.30483	-	-	-571.10	114518.63
317	2022.04.11 12:47	close	161	1.30	1.30483	-	-	572.49	115091.12
318	2022.04.11 16:20	sell	162	1.00	1.01661	-	-		
319	2022.04.11 17:31	s/l	162	1.00	1.01562	-	-		
320	2022.04.12 05:10	buy	163	0.80	0.93879	-	-	107.25	115198.37
321	2022.04.12 09:43	s/l	163	0.80	0.93979	-	-		
322	2022.04.12 12:59	sell	164	1.04	1.37645	-	-	59.88	115258.25
323	2022.04.12 13:54	sell	165	0.80	0.83455	-	-		
324	2022.04.12 14:50	close	159	0.80	1.37166	-	-		
325	2022.04.12 14:50	close	164	1.04	1.37166	-	-	-304.27	114953.98
326	2022.04.12 20:39	buy	166	1.30	1.08289	-	-	372.54	115326.52
327	2022.04.12 21:24	s/l	165	0.80	0.83255	-	-		
328	2022.04.13 09:00	buy	167	1.00	1.30218	-	-	193.42	115519.94
329	2022.04.13 11:53	sell	168	0.80	0.93887	-	-		
330	2022.04.13 15:21	s/l	168	0.80	0.93787	-	-		
331	2022.04.13 16:08	close	126	1.00	1.26703	-	-	59.87	115579.81
332	2022.04.13 16:08	close	128	1.30	1.26703	-	-	-852.34	114727.47
333	2022.04.13 16:08	close	133	1.69	1.26703	-	-	-95.34	114632.13
334	2022.04.13 17:47	buy	169	1.00	1.01300	-	-	1219.14	115851.27
335	2022.04.13 18:11	s/l	169	1.00	1.01400	-	-		
336	2022.04.13 19:00	close	158	1.00	1.08757	-	-		
337	2022.04.13 19:00	close	166	1.30	1.08757	-	-	108.36	115959.63
338	2022.04.14 15:32	s/l	167	1.00	1.31113	-	-	-575.64	115383.99
339	2022.04.14 17:46	buy	170	1.00	1.26079	-	-	596.17	115980.16
340	2022.04.14 19:08	s/l	170	1.00	1.26229	-	-	881.14	116861.30
341	2022.04.18 00:07	sell	171	1.00	1.01700	-	-		
342	2022.04.18 06:06	buy	172	0.80	0.82862	-	-	118.83	116980.13
343	2022.04.18 12:40	buy	173	0.80	1.36468	-	-		
344	2022.04.19 08:56	buy	174	1.04	1.35481	-	-		
345	2022.04.19 10:55	buy	175	1.00	1.07990	-	-		
346	2022.04.19 11:11	s/l	172	0.80	0.82961	-	-		
347	2022.04.19 11:34	s/l	175	1.00	1.08090	-	-		
348	2022.04.19 11:55	close	173	0.80	1.35956	-	-	90.79	117070.92
349	2022.04.19 11:55	close	174	1.04	1.35956	-	-	100.00	117170.92
350	2022.04.19 13:55	sell	176	0.80	0.82806	-	-	-313.59	116857.33
351	2022.04.19 14:14	buy	177	1.00	1.26117	-	-	369.48	117226.81
352	2022.04.19 16:14	buy	178	0.80	0.93048	-	-		
353	2022.04.19 16:35	s/l	177	1.00	1.26267	-	-		
354	2022.04.19 17:14	s/l	178	0.80	0.93148	-	-		
355	2022.04.19 22:51	sell	179	1.30	1.02701	-	-	118.80	117345.61
356	2022.04.21 09:34	buy	180	0.80	1.35878	-	-	59.88	117405.49
357	2022.04.21 09:41	s/l	180	0.80	1.35978	-	-		
358	2022.04.21 12:08	sell	181	1.69	1.03701	-	-		
359	2022.04.21 14:54	sell	182	1.00	1.30307	-	-		
360	2022.04.21 19:53	buy	183	1.00	1.25511	-	-	59.83	117465.32
361	2022.04.21 21:31	s/l	183	1.00	1.25661	-	-		
362	2022.04.21 22:33	sell	184	1.00	1.08323	-	-		
363	2022.04.22 03:54	s/l	182	1.00	1.30208	-	-		
364	2022.04.22 10:04	s/l	184	1.00	1.08224	-	-	119.37	117584.69
365	2022.04.22 11:54	sell	185	1.04	0.83807	-	-		
366	2022.04.25 09:29	close	171	1.00	1.02863	-	-	101.01	117685.70
367	2022.04.25 09:29	close	179	1.30	1.02863	-	-	104.52	117790.22
368	2022.04.25 09:29	close	181	1.69	1.02863	-	-		
369	2022.04.25 17:52	sell	186	0.80	1.36634	-	-	-1295.09	116495.13
370	2022.04.25 21:33	s/l	186	0.80	1.36534	-	-	-267.34	116227.79
371	2022.04.26 08:00	sell	187	1.00	1.26869	-	-	1517.27	117745.06
372	2022.04.26 12:36	buy	188	0.80	0.91864	-	-		
373	2022.04.26 16:14	sell	189	1.30	1.27869	-	-	59.83	117804.89

374	2022.04.26 16:45	s/l	188	0.80	0.91963	-	-	59.28	117864.17
375	2022.04.28 10:19	buy	190	0.80	0.91519	-	-		
376	2022.04.28 10:40	s/l	190	0.80	0.91617	-	-	58.68	117922.85
377	2022.04.28 15:41	buy	191	1.00	1.02379	-	-		
378	2022.04.29 08:17	buy	192	0.80	0.91318	-	-		
379	2022.04.29 09:05	buy	193	1.00	1.25240	-	-		
380	2022.04.29 10:02	s/l	193	1.00	1.25338	-	-	98.00	118020.85
381	2022.04.29 10:15	buy	194	1.00	1.05531	-	-		
382	2022.04.29 10:54	close	187	1.00	1.27266	-	-	-321.27	117699.58
383	2022.04.29 10:54	close	189	1.30	1.27266	-	-	603.83	118303.41
384	2022.04.29 10:58	s/l	194	1.00	1.05631	-	-	100.00	118403.41
385	2022.04.29 11:50	s/l	191	1.00	1.02479	-	-	110.07	118513.48
386	2022.04.29 16:44	sell	195	1.00	1.02223	-	-		
387	2022.04.29 17:49	s/l	195	1.00	1.02025	-	-		
388	2022.04.29 18:17	buy	196	0.80	1.34979	-	-	214.50	118727.98
389	2022.04.29 18:19	buy	197	1.00	1.28038	-	-		
390	2022.04.29 19:12	s/l	196	0.80	1.35079	-	-		
391	2022.05.02 00:10	s/l	197	1.00	1.28291	-	-	59.83	118787.81
392	2022.05.02 11:59	sell	198	1.00	1.02291	-	-	196.90	118984.71
393	2022.05.03 07:30	s/l	192	0.80	0.91415	-	-		
394	2022.05.03 19:07	sell	199	1.00	1.05268	-	-	52.09	119036.80
395	2022.05.03 19:22	s/l	199	1.00	1.05169	-	-		
396	2022.05.03 22:51	sell	200	0.80	0.90987	-	-	99.00	119135.80
397	2022.05.04 13:13	sell	201	1.30	1.03291	-	-		
398	2022.05.04 21:32	sell	202	1.00	1.05231	-	-		
399	2022.05.04 21:44	sell	203	1.04	0.91989	-	-		
400	2022.05.04 21:54	sell	204	1.30	1.06239	-	-		
401	2022.05.05 10:25	sell	205	1.00	1.25262	-	-		
402	2022.05.05 14:05	s/l	205	1.00	1.25063	-	-		
403	2022.05.05 14:08	sell	206	1.35	0.84807	-	-		
404	2022.05.05 14:22	close	202	1.00	1.05768	-	-	199.00	119334.80
405	2022.05.05 14:22	close	204	1.30	1.05768	-	-		
406	2022.05.05 17:00	close	200	0.80	0.91506	-	-	-520.44	118814.36
407	2022.05.05 17:00	close	203	1.04	0.91506	-	-	633.83	119448.19
408	2022.05.05 17:12	buy	207	1.00	1.28066	-	-	-306.86	119141.33
409	2022.05.05 17:51	s/l	207	1.00	1.28213	-	-	379.69	119521.02
410	2022.05.06 16:09	sell	208	1.69	1.04291	-	-		
411	2022.05.09 15:05	buy	209	1.00	1.23831	-	-	114.65	119635.67
412	2022.05.09 15:09	s/l	209	1.00	1.23929	-	-		
413	2022.05.11 08:00	buy	210	0.80	0.90574	-	-		
414	2022.05.11 10:16	s/l	210	0.80	0.90674	-	-	98.00	119733.67
415	2022.05.11 12:16	sell	211	0.80	1.36935	-	-		
416	2022.05.11 13:36	s/l	211	0.80	1.36838	-	-	59.88	119793.55
417	2022.05.11 15:30	sell	212	0.80	0.90519	-	-		
418	2022.05.11 15:52	s/l	212	0.80	0.90419	-	-	58.03	119851.58
419	2022.05.11 17:58	sell	213	0.80	0.90494	-	-		
420	2022.05.11 19:20	s/l	213	0.80	0.90395	-	-	59.87	119911.45
421	2022.05.13 03:41	sell	214	1.00	1.30118	-	-		
422	2022.05.13 18:52	buy	215	1.00	1.22419	-	-	59.27	119970.72
423	2022.05.13 23:43	t/p	214	1.00	1.29129	-	-		
424	2022.05.13 23:52	s/l	215	1.00	1.22519	-	-		
425	2022.05.16 04:00	buy	216	0.80	0.89684	-	-		
426	2022.05.16 10:28	buy	217	1.00	1.04229	-	-	765.90	120736.62
427	2022.05.16 14:03	s/l	217	1.00	1.04329	-	-	100.00	120836.62
428	2022.05.17 05:19	s/l	216	0.80	0.89782	-	-		
429	2022.05.17 12:12	close	176	0.80	0.83963	-	-		
430	2022.05.17 12:12	close	185	1.04	0.83963	-	-	100.00	120936.62
431	2022.05.17 12:12	close	206	1.35	0.83963	-	-	55.69	120992.31
432	2022.05.17 13:19	buy	218	0.80	1.34634	-	-	-1052.45	119939.86
433	2022.05.17 13:25	s/l	218	0.80	1.34734	-	-	-125.21	119814.65
434	2022.05.18 10:13	buy	219	0.80	0.84691	-	-	1417.31	121231.96
435	2022.05.18 11:03	s/l	219	0.80	0.84791	-	-		
436	2022.05.18 17:11	sell	220	0.80	0.89793	-	-	59.83	121291.79
437	2022.05.18 17:41	s/l	220	0.80	0.89694	-	-		
438	2022.05.18 18:27	buy	221	1.00	1.28535	-	-	96.69	121388.48
439	2022.05.18 19:13	close	198	1.00	1.03419	-	-		
								59.27	121447.75
								-1302.42	120145.33

440	2022.05.18 19:13	close	201	1.30	1.03419	-	-	-271.72	119873.61
441	2022.05.18 19:13	close	208	1.69	1.03419	-	-	1511.60	121385.21
442	2022.05.18 19:21	sell	222	1.00	1.23786	-	-		
443	2022.05.18 20:00	sell	223	1.00	1.04874	-	-		
444	2022.05.18 20:27	s/l	222	1.00	1.23686	-	-	100.00	121485.21
445	2022.05.18 21:50	s/l	221	1.00	1.28685	-	-	116.56	121601.77
446	2022.05.19 03:17	s/l	223	1.00	1.04777	-	-	113.56	121715.33
447	2022.05.20 05:11	sell	224	0.80	0.89956	-	-		
448	2022.05.20 11:19	sell	225	0.80	1.35103	-	-		
449	2022.05.20 21:27	sell	226	1.00	1.05333	-	-		
450	2022.05.23 04:00	buy	227	1.00	1.03043	-	-		
451	2022.05.23 08:49	sell	228	1.04	0.90957	-	-		
452	2022.05.23 11:21	sell	229	1.30	1.06333	-	-		
453	2022.05.23 11:31	s/l	227	1.00	1.03143	-	-		
454	2022.05.23 11:52	buy	230	0.80	0.84713	-	-	108.35	121823.68
455	2022.05.23 11:53	sell	231	1.04	1.36103	-	-		
456	2022.05.23 13:44	s/l	230	0.80	0.84813	-	-		
457	2022.05.24 05:17	buy	232	1.00	1.28071	-	-	96.69	121920.37
458	2022.05.24 10:04	sell	233	1.35	1.37103	-	-		
459	2022.05.24 10:44	sell	234	1.69	1.07335	-	-		
460	2022.05.24 11:57	close	224	0.80	0.90477	-	-		
461	2022.05.24 11:57	close	228	1.04	0.90477	-	-	-309.99	121610.38
462	2022.05.24 16:37	sell	235	1.00	1.02984	-	-	374.84	121985.22
463	2022.05.24 19:06	s/l	232	1.00	1.28371	-	-		
464	2022.05.24 22:47	sell	236	1.00	1.28035	-	-	233.70	122218.92
465	2022.05.25 10:06	s/l	235	1.00	1.02888	-	-		
466	2022.05.25 15:18	close	226	1.00	1.06489	-	-	98.98	122317.90
467	2022.05.25 15:18	close	229	1.30	1.06489	-	-	-1139.44	121178.46
468	2022.05.25 15:18	close	234	1.69	1.06489	-	-	-188.45	120990.01
469	2022.05.25 16:27	sell	237	0.80	0.85167	-	-	1439.07	122429.08
470	2022.05.25 18:30	s/l	237	0.80	0.85067	-	-		
471	2022.05.26 17:50	buy	238	1.00	1.02891	-	-		
472	2022.05.26 18:08	s/l	238	1.00	1.02988	-	-	96.70	122525.78
473	2022.05.26 18:53	s/l	236	1.00	1.27886	-	-		
474	2022.05.27 13:54	sell	239	1.00	1.06998	-	-	105.10	122630.88
475	2022.05.27 21:58	buy	240	1.00	1.02768	-	-	112.78	122743.66
476	2022.05.30 07:46	s/l	240	1.00	1.02868	-	-		
477	2022.05.30 17:44	sell	241	0.80	0.90912	-	-		
478	2022.05.31 03:30	sell	242	1.00	1.26218	-	-	110.06	122853.72
479	2022.05.31 03:44	close	225	0.80	1.36250	-	-		
480	2022.05.31 03:44	close	231	1.04	1.36250	-	-		
481	2022.05.31 03:44	close	233	1.35	1.36250	-	-	-652.86	122200.86
482	2022.05.31 04:10	s/l	242	1.00	1.26123	-	-	-75.77	122125.09
483	2022.05.31 11:15	sell	243	0.80	0.85073	-	-	904.99	123030.08
484	2022.05.31 12:12	sell	244	1.00	1.02959	-	-	95.00	123125.08
485	2022.05.31 14:02	s/l	243	0.80	0.84973	-	-		
486	2022.05.31 14:07	s/l	244	1.00	1.02759	-	-		
487	2022.05.31 15:26	s/l	241	0.80	0.90812	-	-	96.70	123221.78
488	2022.05.31 15:44	s/l	239	1.00	1.06898	-	-	216.67	123438.45
489	2022.05.31 18:50	buy	245	1.00	1.26249	-	-	60.84	123499.29
490	2022.05.31 20:57	buy	246	1.00	1.07392	-	-	111.04	123610.33
491	2022.06.01 12:58	buy	247	0.80	0.90978	-	-		
492	2022.06.01 15:16	s/l	247	0.80	0.91078	-	-		
493	2022.06.01 17:00	buy	248	1.30	1.25251	-	-		
494	2022.06.01 18:23	buy	249	1.00	1.26633	-	-		
495	2022.06.01 18:36	buy	250	1.30	1.06394	-	-	59.88	123670.21
496	2022.06.02 10:38	close	246	1.00	1.06866	-	-		
497	2022.06.02 10:38	close	250	1.30	1.06866	-	-		
498	2022.06.02 12:06	sell	251	0.80	0.85195	-	-		
499	2022.06.02 15:52	close	245	1.00	1.25701	-	-	-563.64	123106.57
500	2022.06.02 15:52	close	248	1.30	1.25701	-	-	576.90	123683.47
501	2022.06.02 16:05	buy	252	0.80	1.35413	-	-		
502	2022.06.02 16:50	buy	253	1.00	1.02832	-	-	-566.48	123116.99
503	2022.06.02 17:48	s/l	253	1.00	1.02931	-	-	566.98	123683.97
504	2022.06.03 03:26	buy	254	1.30	1.25646	-	-		
505	2022.06.03 15:30	sell	255	0.80	0.91021	-	-		
								107.27	123791.24

506	2022.06.03 15:46	s/l	255	0.80	0.90922	-	-	59.27	123850.51
507	2022.06.06 16:15	buy	256	1.04	1.34433	-	-		
508	2022.06.07 16:46	buy	257	1.00	1.25240	-	-		
509	2022.06.07 16:56	s/l	257	1.00	1.25339	-	-	99.00	123949.51
510	2022.06.07 19:28	s/l	251	0.80	0.84996	-	-	199.55	124149.06
511	2022.06.07 21:31	buy	258	1.00	1.07090	-	-		
512	2022.06.08 12:30	buy	259	0.80	0.85355	-	-		
513	2022.06.08 13:21	s/l	259	0.80	0.85455	-	-	96.69	124245.75
514	2022.06.08 13:58	s/l	258	1.00	1.07188	-	-	88.59	124334.34
515	2022.06.08 17:18	buy	260	0.80	0.90494	-	-		
516	2022.06.09 14:43	close	252	0.80	1.34904	-	-	-355.22	123979.12
517	2022.06.09 14:43	close	256	1.04	1.34904	-	-	319.35	124298.47
518	2022.06.09 14:45	sell	261	0.80	1.34376	-	-		
519	2022.06.09 15:26	sell	262	1.04	1.35381	-	-		
520	2022.06.09 16:05	sell	263	1.00	1.04441	-	-		
521	2022.06.09 16:06	close	261	0.80	1.34900	-	-		
522	2022.06.09 16:06	close	262	1.04	1.34900	-	-	-313.50	123984.97
523	2022.06.09 16:11	sell	264	0.80	0.85360	-	-	374.10	124359.07
524	2022.06.09 16:11	sell	265	1.00	1.07023	-	-		
525	2022.06.09 16:14	s/l	263	1.00	1.04342	-	-		
526	2022.06.09 16:25	s/l	264	0.80	0.85261	-	-	107.26	124466.33
527	2022.06.09 16:26	s/l	265	1.00	1.06926	-	-	95.74	124562.07
528	2022.06.09 17:10	close	249	1.00	1.26242	-	-	97.00	124659.07
529	2022.06.09 17:10	close	254	1.30	1.26242	-	-	-312.18	124346.89
530	2022.06.10 10:41	s/l	260	0.80	0.90594	-	-	612.14	124959.03
531	2022.06.10 15:32	sell	266	0.80	0.90255	-	-	47.90	125006.93
532	2022.06.10 17:30	s/l	266	0.80	0.90155	-	-		
533	2022.06.14 14:48	buy	267	1.00	1.03858	-	-	59.87	125066.80
534	2022.06.14 15:30	s/l	267	1.00	1.03957	-	-		
535	2022.06.14 17:39	sell	268	0.80	1.34520	-	-		
536	2022.06.14 17:51	s/l	268	0.80	1.34420	-	-	107.27	125174.07
537	2022.06.15 08:33	buy	269	0.80	0.89493	-	-		
538	2022.06.15 08:33	buy	270	1.00	1.04491	-	-	59.83	125233.90
539	2022.06.15 08:39	s/l	270	1.00	1.04591	-	-		
540	2022.06.15 10:34	s/l	269	0.80	0.89593	-	-		
541	2022.06.15 16:42	sell	271	0.80	1.34753	-	-	100.00	125333.90
542	2022.06.15 17:30	sell	272	0.80	0.86190	-	-	59.88	125393.78
543	2022.06.15 17:50	s/l	271	0.80	1.34654	-	-		
544	2022.06.15 18:45	sell	273	1.00	1.04030	-	-		
545	2022.06.15 20:55	buy	274	1.00	1.21011	-	-	59.23	125453.01
546	2022.06.15 21:00	s/l	272	0.80	0.86090	-	-		
547	2022.06.15 21:00	s/l	274	1.00	1.21111	-	-		
548	2022.06.15 21:38	s/l	273	1.00	1.03932	-	-	96.70	125549.71
549	2022.06.15 21:40	buy	275	1.00	1.04368	-	-	100.00	125649.71
550	2022.06.15 21:41	s/l	275	1.00	1.04462	-	-	106.17	125755.88
551	2022.06.15 22:09	sell	276	1.00	1.29148	-	-		
552	2022.06.15 22:42	s/l	276	1.00	1.28849	-	-	94.00	125849.88
553	2022.06.17 17:02	sell	277	1.00	1.04709	-	-		
554	2022.06.17 17:15	sell	278	1.00	1.22002	-	-	232.05	126081.93
555	2022.06.17 17:19	sell	279	0.80	0.90383	-	-		
556	2022.06.17 17:24	s/l	277	1.00	1.04609	-	-		
557	2022.06.17 17:38	buy	280	0.80	0.85833	-	-		
558	2022.06.17 17:38	s/l	278	1.00	1.21802	-	-		
559	2022.06.17 17:55	s/l	279	0.80	0.90284	-	-	100.00	126181.93
560	2022.06.20 06:49	s/l	280	0.80	0.85933	-	-		
561	2022.06.20 17:36	buy	281	1.00	1.01895	-	-	200.00	126381.93
562	2022.06.21 00:00	sell	282	1.00	1.29786	-	-	59.27	126441.20
563	2022.06.21 00:01	sell	283	0.80	1.36371	-	-	91.75	126532.95
564	2022.06.21 06:42	s/l	283	0.80	1.36272	-	-		
565	2022.06.21 11:33	s/l	281	1.00	1.01995	-	-		
566	2022.06.21 11:58	buy	284	0.80	1.36568	-	-		
567	2022.06.21 13:37	s/l	284	0.80	1.36667	-	-	59.23	126592.18
568	2022.06.21 13:59	s/l	282	1.00	1.29486	-	-	110.06	126702.24
569	2022.06.21 21:50	sell	285	1.00	1.05188	-	-		
570	2022.06.22 04:36	s/l	285	1.00	1.05089	-	-	59.24	126761.48
571	2022.06.22 11:21	buy	286	0.80	1.36465	-	-	231.69	126993.17
								104.52	127097.69

572	2022.06.22 12:58	s/l	286	0.80	1.36565	-	-	59.84	127157.53
573	2022.06.22 12:58	sell	287	0.80	0.85866	-	-		
574	2022.06.22 12:58	buy	288	1.00	1.05238	-	-		
575	2022.06.22 12:58	buy	289	1.00	1.22556	-	-		
576	2022.06.22 13:04	s/l	289	1.00	1.22656	-	-	100.00	127257.53
577	2022.06.22 17:02	s/l	288	1.00	1.05537	-	-	299.00	127556.53
578	2022.06.22 17:39	buy	290	1.00	1.01737	-	-		
579	2022.06.22 19:20	s/l	290	1.00	1.01837	-	-	108.35	127664.88
580	2022.06.22 20:02	sell	291	1.00	1.22583	-	-		
581	2022.06.23 03:36	s/l	291	1.00	1.22483	-	-	106.03	127770.91
582	2022.06.23 10:20	sell	292	1.00	1.05388	-	-		
583	2022.06.23 10:30	sell	293	0.80	1.36453	-	-		
584	2022.06.23 10:33	s/l	292	1.00	1.05189	-	-		
585	2022.06.23 10:41	s/l	293	0.80	1.36354	-	-	199.00	127969.91
586	2022.06.23 15:29	buy	294	1.00	1.22571	-	-	59.23	128029.14
587	2022.06.23 16:13	s/l	294	1.00	1.22668	-	-		
588	2022.06.23 18:29	s/l	287	0.80	0.85766	-	-	97.00	128126.14
589	2022.06.23 22:51	buy	295	0.80	0.89705	-	-	103.81	128229.95
590	2022.06.24 12:00	sell	296	1.00	1.29675	-	-		
591	2022.06.24 20:47	sell	297	1.00	1.22532	-	-		
592	2022.06.27 10:05	t/p	296	1.00	1.28684	-	-		
593	2022.06.27 10:07	buy	298	1.00	1.01207	-	-	768.24	128998.19
594	2022.06.27 11:30	s/l	298	1.00	1.01304	-	-		
595	2022.06.27 13:30	buy	299	0.80	1.36468	-	-	105.11	129103.30
596	2022.06.27 15:43	s/l	297	1.00	1.22432	-	-		
597	2022.06.27 16:45	s/l	299	0.80	1.36568	-	-	102.01	129205.31
598	2022.06.28 15:09	sell	300	1.00	1.05611	-	-	59.83	129265.14
599	2022.06.28 18:16	s/l	300	1.00	1.05311	-	-		
600	2022.06.29 07:31	sell	301	0.80	0.86155	-	-	300.00	129565.14
601	2022.06.29 09:11	buy	302	1.04	0.88724	-	-		
602	2022.06.30 09:29	s/l	301	0.80	0.86055	-	-		
603	2022.06.30 17:03	buy	303	1.00	1.21751	-	-		
604	2022.06.30 17:08	s/l	303	1.00	1.21851	-	-	103.81	129668.95
605	2022.06.30 18:43	sell	304	1.00	1.28740	-	-		
606	2022.06.30 20:25	buy	305	1.00	1.04889	-	-	100.00	129768.95
607	2022.07.01 00:24	buy	306	0.80	1.35034	-	-		
608	2022.07.01 04:40	buy	307	0.80	0.86174	-	-		
609	2022.07.01 07:56	s/l	306	0.80	1.35133	-	-		
610	2022.07.01 10:00	s/l	307	0.80	0.86272	-	-		
611	2022.07.01 10:41	buy	308	1.00	1.00071	-	-	59.23	129828.18
612	2022.07.01 10:45	s/l	308	1.00	1.00171	-	-	94.76	129922.94
613	2022.07.01 14:52	buy	309	1.35	0.87724	-	-		
614	2022.07.01 17:03	buy	310	1.30	1.03891	-	-	108.36	130031.30
615	2022.07.01 21:39	sell	311	0.80	0.86209	-	-		
616	2022.07.04 01:09	s/l	311	0.80	0.86109	-	-		
617	2022.07.04 01:10	buy	312	1.00	1.21207	-	-		
618	2022.07.04 01:55	close	305	1.00	1.04356	-	-	99.07	130130.37
619	2022.07.04 01:55	close	310	1.30	1.04356	-	-		
620	2022.07.04 12:35	s/l	312	1.00	1.21306	-	-	-551.82	129578.55
621	2022.07.04 15:51	s/l	304	1.00	1.28590	-	-	592.27	130170.82
622	2022.07.05 04:31	close	295	0.80	0.88572	-	-	99.00	130269.82
623	2022.07.05 04:31	close	302	1.04	0.88572	-	-	109.19	130379.01
624	2022.07.05 04:31	close	309	1.35	0.88572	-	-	-708.39	129670.62
625	2022.07.05 10:04	sell	313	1.00	1.00133	-	-	-141.67	129528.95
626	2022.07.05 10:12	s/l	313	1.00	1.00033	-	-	846.79	130375.74
627	2022.07.06 09:10	buy	314	0.80	0.86012	-	-		
628	2022.07.07 11:07	buy	315	1.00	1.19821	-	-		
629	2022.07.07 11:09	s/l	315	1.00	1.19916	-	-	108.33	130484.07
630	2022.07.07 12:35	sell	316	1.00	1.30003	-	-		
631	2022.07.07 13:06	buy	317	1.04	0.85017	-	-		
632	2022.07.07 13:16	buy	318	1.00	0.99299	-	-	95.00	130579.07
633	2022.07.07 18:23	s/l	316	1.00	1.29856	-	-		
634	2022.07.08 10:27	sell	319	1.00	1.19624	-	-		
635	2022.07.08 10:40	s/l	319	1.00	1.19526	-	-		
636	2022.07.08 10:41	buy	320	1.00	1.30157	-	-	113.20	130692.27
637	2022.07.08 17:57	buy	321	1.00	1.01802	-	-		
								98.00	130790.27

638	2022.07.08 18:12	s/l	318	1.00	0.99399	-	-	110.07	130900.34
639	2022.07.08 19:43	sell	322	0.80	0.88644	-	-		
640	2022.07.11 04:16	s/l	322	0.80	0.88545	-	-	60.24	130960.58
641	2022.07.11 10:37	sell	323	1.00	0.99061	-	-		
642	2022.07.11 15:35	buy	324	1.30	1.00804	-	-		
643	2022.07.11 15:59	s/l	323	1.00	0.98961	-	-	108.34	131068.92
644	2022.07.11 16:57	s/l	320	1.00	1.30307	-	-	114.80	131183.72
645	2022.07.13 04:02	buy	325	0.80	0.88039	-	-		
646	2022.07.13 09:00	buy	326	1.00	1.19144	-	-		
647	2022.07.13 09:00	s/l	326	1.00	1.19235	-	-		
648	2022.07.13 10:19	s/l	325	0.80	0.88139	-	-	91.00	131274.72
649	2022.07.13 13:28	buy	327	0.80	1.30894	-	-	59.88	131334.60
650	2022.07.13 15:29	s/l	327	0.80	1.30980	-	-		
651	2022.07.13 17:47	buy	328	0.80	1.30824	-	-	51.45	131386.05
652	2022.07.13 17:48	s/l	328	0.80	1.30922	-	-		
653	2022.07.14 09:35	buy	329	1.00	1.30081	-	-	58.64	131444.69
654	2022.07.14 10:37	buy	330	0.80	1.30563	-	-		
655	2022.07.14 10:51	s/l	330	0.80	1.30662	-	-		
656	2022.07.14 13:20	t/p	329	1.00	1.31071	-	-	59.24	131503.93
657	2022.07.14 16:24	buy	331	1.69	0.99805	-	-	755.32	132259.25
658	2022.07.15 13:48	buy	332	1.00	1.18535	-	-		
659	2022.07.15 14:34	close	321	1.00	1.00650	-	-		
660	2022.07.15 14:34	close	324	1.30	1.00650	-	-	-1217.87	131041.38
661	2022.07.15 14:34	close	331	1.69	1.00650	-	-	-273.60	130767.78
662	2022.07.15 15:53	sell	333	1.00	1.30529	-	-	1412.15	132179.93
663	2022.07.15 16:06	s/l	332	1.00	1.18635	-	-		
664	2022.07.15 16:15	s/l	333	1.00	1.30379	-	-	100.00	132279.93
665	2022.07.15 23:57	sell	334	1.00	0.98443	-	-	115.05	132394.98
666	2022.07.18 08:55	sell	335	0.80	1.31134	-	-		
667	2022.07.18 16:13	sell	336	0.80	0.88372	-	-		
668	2022.07.19 10:30	sell	337	1.04	1.32135	-	-		
669	2022.07.19 11:09	sell	338	1.30	0.99443	-	-		
670	2022.07.19 15:47	close	334	1.00	0.98996	-	-		
671	2022.07.19 15:47	close	338	1.30	0.98996	-	-		
672	2022.07.19 22:55	close	335	0.80	1.31656	-	-	-609.14	131785.84
673	2022.07.19 22:55	close	337	1.04	1.31656	-	-	629.53	132415.37
674	2022.07.20 13:45	sell	339	1.00	1.01779	-	-	-308.58	132106.79
675	2022.07.20 13:45	sell	340	1.00	1.19719	-	-	372.53	132479.32
676	2022.07.20 15:24	s/l	340	1.00	1.19620	-	-		
677	2022.07.20 21:11	s/l	339	1.00	1.01681	-	-		
678	2022.07.21 07:32	buy	341	1.00	0.99133	-	-	99.00	132578.32
679	2022.07.21 10:00	s/l	341	1.00	0.99233	-	-	98.00	132676.32
680	2022.07.21 11:03	buy	342	1.00	1.29055	-	-		
681	2022.07.21 14:41	s/l	342	1.00	1.29203	-	-	108.35	132784.67
682	2022.07.21 15:00	close	314	0.80	0.85478	-	-		
683	2022.07.21 15:00	close	317	1.04	0.85478	-	-	114.55	132899.22
684	2022.07.21 15:44	buy	343	1.00	1.19867	-	-	-600.43	132298.79
685	2022.07.21 16:08	sell	344	1.00	0.99105	-	-	489.45	132788.24
686	2022.07.21 16:13	s/l	344	1.00	0.99005	-	-		
687	2022.07.21 16:58	buy	345	1.00	0.99119	-	-		
688	2022.07.21 19:12	sell	346	0.80	0.85190	-	-		
689	2022.07.21 23:59	s/l	343	1.00	1.19889	-	-	108.34	132896.58
690	2022.07.22 10:30	s/l	346	0.80	0.85092	-	-		
691	2022.07.22 12:35	buy	347	1.30	0.98134	-	-		
692	2022.07.22 16:30	buy	348	1.00	1.19771	-	-	22.00	132918.58
693	2022.07.22 16:44	buy	349	1.00	1.02050	-	-	97.14	133015.72
694	2022.07.22 16:44	s/l	348	1.00	1.19869	-	-		
695	2022.07.22 16:45	sell	350	1.04	0.89374	-	-		
696	2022.07.22 16:55	buy	351	0.80	1.31429	-	-		
697	2022.07.22 17:11	s/l	351	0.80	1.31528	-	-	98.00	133113.72
698	2022.07.22 17:30	s/l	349	1.00	1.02349	-	-		
699	2022.07.22 19:42	buy	352	1.00	1.28796	-	-		
700	2022.07.22 20:48	s/l	352	1.00	1.28946	-	-	59.24	133172.96
701	2022.07.22 21:45	sell	353	1.00	1.19754	-	-	299.00	133471.96
702	2022.07.25 03:52	s/l	353	1.00	1.19654	-	-		
703	2022.07.25 11:46	sell	354	1.00	1.28894	-	-	116.33	133588.29
								102.01	133690.30

704	2022.07.25 12:06	close	345	1.00	0.98579	-	-	-581.70	133108.60
705	2022.07.25 12:06	close	347	1.30	0.98579	-	-	629.05	133737.65
706	2022.07.25 17:37	s/l	354	1.00	1.28744	-	-	116.51	133854.16
707	2022.07.26 12:26	sell	355	1.00	1.20106	-	-		
708	2022.07.26 13:26	s/l	355	1.00	1.19908	-	-	198.00	134052.16
709	2022.07.27 21:37	sell	356	1.00	1.28621	-	-		
710	2022.07.27 21:41	buy	357	1.00	1.01767	-	-		
711	2022.07.27 21:42	buy	358	0.80	1.30923	-	-		
712	2022.07.27 21:43	s/l	357	1.00	1.01866	-	-	99.00	134151.16
713	2022.07.27 21:54	s/l	358	0.80	1.31017	-	-	56.24	134207.40
714	2022.07.28 00:07	s/l	356	1.00	1.28466	-	-	118.79	134326.19
715	2022.07.28 07:30	buy	359	1.00	0.97942	-	-		
716	2022.07.28 16:53	buy	360	1.00	1.28504	-	-		
717	2022.07.28 17:25	buy	361	0.80	1.30631	-	-		
718	2022.07.28 17:45	s/l	361	0.80	1.30730	-	-		
719	2022.07.29 11:18	buy	362	0.80	0.83928	-	-	59.24	134385.43
720	2022.07.29 13:56	s/l	362	0.80	0.84028	-	-		
721	2022.07.29 15:30	sell	363	1.00	1.21245	-	-	96.69	134482.12
722	2022.07.29 15:33	sell	364	1.00	1.01749	-	-		
723	2022.07.29 15:34	s/l	363	1.00	1.21145	-	-		
724	2022.07.29 16:00	sell	365	0.80	1.30606	-	-	100.00	134582.12
725	2022.07.29 16:08	s/l	364	1.00	1.01649	-	-		
726	2022.07.29 16:28	s/l	365	0.80	1.30507	-	-	100.00	134682.12
727	2022.07.29 16:36	close	336	0.80	0.88894	-	-	59.23	134741.35
728	2022.07.29 16:36	close	350	1.04	0.88894	-	-	-299.99	134441.36
729	2022.07.29 18:02	buy	366	0.80	0.89487	-	-	382.41	134823.77
730	2022.07.29 21:41	s/l	366	0.80	0.89587	-	-		
731	2022.08.01 14:51	sell	367	0.80	1.30728	-	-	59.88	134883.65
732	2022.08.01 18:19	sell	368	1.04	1.31728	-	-		
733	2022.08.02 03:39	buy	369	0.80	0.83817	-	-		
734	2022.08.02 07:55	sell	370	0.80	0.89655	-	-		
735	2022.08.02 08:29	s/l	370	0.80	0.89556	-	-		
736	2022.08.02 10:23	s/l	360	1.00	1.28653	-	-		
737	2022.08.02 10:30	sell	371	1.00	1.22023	-	-	59.28	134942.93
738	2022.08.02 10:31	sell	372	1.00	1.02299	-	-	114.28	135057.21
739	2022.08.02 10:38	s/l	372	1.00	1.02199	-	-		
740	2022.08.02 10:38	s/l	371	1.00	1.21923	-	-		
741	2022.08.02 11:20	s/l	369	0.80	0.83917	-	-	100.00	135157.21
742	2022.08.02 17:04	close	367	0.80	1.31249	-	-	100.00	135257.21
743	2022.08.02 17:04	close	368	1.04	1.31249	-	-	96.70	135353.91
744	2022.08.03 15:00	sell	373	1.00	1.28379	-	-	-308.00	135045.91
745	2022.08.03 16:35	buy	374	0.80	0.83710	-	-	377.37	135423.28
746	2022.08.04 04:31	buy	375	0.80	0.89375	-	-		
747	2022.08.04 09:24	s/l	375	0.80	0.89475	-	-		
748	2022.08.04 12:41	buy	376	1.00	1.01951	-	-		
749	2022.08.04 13:03	buy	377	1.00	1.21841	-	-	59.88	135483.16
750	2022.08.04 14:00	s/l	377	1.00	1.21868	-	-		
751	2022.08.04 14:03	s/l	374	0.80	0.83808	-	-		
752	2022.08.04 18:39	s/l	376	1.00	1.02151	-	-	27.00	135510.16
753	2022.08.04 21:03	buy	378	1.00	1.21667	-	-	79.92	135590.08
754	2022.08.05 15:30	sell	379	1.00	1.01935	-	-	200.00	135790.08
755	2022.08.05 15:31	sell	380	1.30	1.29380	-	-		
756	2022.08.05 15:33	s/l	379	1.00	1.01835	-	-		
757	2022.08.05 15:44	buy	381	1.30	1.20679	-	-		
758	2022.08.08 10:01	sell	382	0.80	1.31334	-	-		
759	2022.08.08 10:34	close	378	1.00	1.21122	-	-	100.00	135890.08
760	2022.08.08 10:34	close	381	1.30	1.21122	-	-		
761	2022.08.08 15:03	close	373	1.00	1.28776	-	-		
762	2022.08.08 15:03	close	380	1.30	1.28776	-	-	-554.24	135335.84
763	2022.08.08 15:12	sell	383	0.80	0.84157	-	-	569.89	135905.73
764	2022.08.08 15:50	s/l	382	0.80	1.31136	-	-	-317.61	135588.12
765	2022.08.09 00:22	sell	384	0.80	0.89566	-	-	607.32	136195.44
766	2022.08.10 15:33	sell	385	1.04	0.90568	-	-		
767	2022.08.11 04:18	sell	386	0.80	1.31520	-	-	118.45	136313.89
768	2022.08.11 08:30	s/l	386	0.80	1.31420	-	-		
769	2022.08.11 09:44	buy	387	1.30	0.96957	-	-		
								59.82	136373.71

770	2022.08.12 10:46	sell	388	1.00	1.21775	-	-		
771	2022.08.12 11:01	sell	389	1.00	1.02899	-	-		
772	2022.08.12 12:48	s/l	388	1.00	1.21575	-	-	200.00	136573.71
773	2022.08.12 16:10	buy	390	1.00	1.27853	-	-		
774	2022.08.12 16:26	s/l	389	1.00	1.02799	-	-	100.00	136673.71
775	2022.08.15 12:19	t/p	390	1.00	1.28842	-	-	767.30	137441.01
776	2022.08.16 17:23	buy	391	1.00	1.20992	-	-		
777	2022.08.16 17:51	s/l	391	1.00	1.21092	-	-	100.00	137541.01
778	2022.08.16 20:50	sell	392	1.00	1.28473	-	-		
779	2022.08.17 03:46	s/l	383	0.80	0.84059	-	-	116.11	137657.12
780	2022.08.17 04:30	close	384	0.80	0.90088	-	-	-304.83	137352.29
781	2022.08.17 04:30	close	385	1.04	0.90088	-	-	382.43	137734.72
782	2022.08.17 11:41	buy	393	0.80	1.31020	-	-		
783	2022.08.17 12:57	buy	394	1.00	1.01815	-	-		
784	2022.08.17 14:16	s/l	393	0.80	1.31120	-	-		
785	2022.08.17 17:10	s/l	394	1.00	1.01915	-	-	59.83	137794.55
786	2022.08.18 12:56	buy	395	1.00	1.20658	-	-	100.00	137894.55
787	2022.08.18 13:10	s/l	395	1.00	1.20756	-	-		
788	2022.08.18 19:22	sell	396	1.30	1.29474	-	-	98.00	137992.55
789	2022.08.19 09:23	buy	397	0.80	0.89687	-	-		
790	2022.08.22 11:02	buy	398	1.69	0.95957	-	-		
791	2022.08.22 12:57	s/l	397	0.80	0.89787	-	-		
792	2022.08.22 15:12	sell	399	0.80	0.84672	-	-	56.90	138049.45
793	2022.08.22 17:50	s/l	399	0.80	0.84572	-	-		
794	2022.08.22 18:30	sell	400	0.80	0.89532	-	-	96.70	138146.15
795	2022.08.22 18:52	sell	401	1.69	1.30474	-	-		
796	2022.08.23 16:45	buy	402	1.00	1.18140	-	-		
797	2022.08.23 16:45	s/l	402	1.00	1.18228	-	-		
798	2022.08.23 17:00	buy	403	1.00	0.99995	-	-		
799	2022.08.23 17:01	s/l	403	1.00	1.00094	-	-	88.00	138234.15
800	2022.08.23 17:10	close	392	1.00	1.29549	-	-		
801	2022.08.23 17:10	close	396	1.30	1.29549	-	-	99.00	138333.15
802	2022.08.23 17:10	close	401	1.69	1.29549	-	-	-843.62	137489.53
803	2022.08.24 14:43	buy	404	1.00	1.30026	-	-	-87.38	137402.15
804	2022.08.24 17:54	buy	405	0.80	1.29506	-	-	1203.54	138605.69
805	2022.08.24 17:59	s/l	405	0.80	1.29606	-	-		
806	2022.08.25 11:34	buy	406	1.30	1.29038	-	-		
807	2022.08.25 16:09	sell	407	1.00	0.99596	-	-	59.84	138665.53
808	2022.08.26 04:02	buy	408	0.80	1.29131	-	-		
809	2022.08.26 11:16	s/l	408	0.80	1.29231	-	-		
810	2022.08.26 16:27	sell	409	1.30	1.00604	-	-		
811	2022.08.26 17:05	close	404	1.00	1.29638	-	-	59.84	138725.37
812	2022.08.26 17:05	close	406	1.30	1.29638	-	-		
813	2022.08.26 17:38	sell	410	1.00	1.18149	-	-	-300.52	138424.85
814	2022.08.26 17:41	s/l	410	1.00	1.18049	-	-	600.48	139025.33
815	2022.08.26 18:00	close	407	1.00	1.00135	-	-		
816	2022.08.26 18:00	close	409	1.30	1.00135	-	-	100.00	139125.33
817	2022.08.29 13:21	buy	411	1.00	0.99718	-	-	-533.48	138591.85
818	2022.08.29 13:31	s/l	411	1.00	0.99815	-	-	609.70	139201.55
819	2022.08.29 15:30	close	359	1.00	0.96788	-	-		
820	2022.08.29 15:30	close	387	1.30	0.96788	-	-	97.00	139298.55
821	2022.08.29 15:30	close	398	1.69	0.96788	-	-	-1199.13	138099.42
822	2022.08.30 09:57	sell	412	1.00	1.29992	-	-	-202.47	137896.95
823	2022.08.30 10:42	buy	413	1.00	1.17441	-	-	1542.04	139438.99
824	2022.08.30 11:23	s/l	412	1.00	1.29842	-	-		
825	2022.08.30 12:24	s/l	413	1.00	1.17540	-	-		
826	2022.09.01 06:43	sell	414	1.00	1.00180	-	-		
827	2022.09.01 13:34	s/l	414	1.00	1.00080	-	-	115.53	139554.52
828	2022.09.01 16:48	sell	415	1.00	0.97707	-	-	99.00	139653.52
829	2022.09.01 17:06	sell	416	0.80	1.31228	-	-		
830	2022.09.01 17:26	s/l	416	0.80	1.31029	-	-	100.00	139753.52
831	2022.09.01 17:55	s/l	400	0.80	0.89433	-	-		
832	2022.09.02 00:00	sell	417	0.80	0.86110	-	-		
833	2022.09.02 12:54	buy	418	1.00	1.00002	-	-	119.05	139872.57
834	2022.09.02 13:09	s/l	418	1.00	1.00100	-	-	70.87	139943.44
835	2022.09.02 15:30	buy	419	0.80	0.89698	-	-		
								98.00	140041.44

836	2022.09.02 15:30	s/l	419	0.80	0.89798	-	-	59.88	140101.32
837	2022.09.02 17:50	buy	420	1.00	1.15873	-	-		
838	2022.09.05 00:00	buy	421	1.30	1.14816	-	-		
839	2022.09.05 00:25	s/l	415	1.00	0.97518	-	-	194.70	140296.02
840	2022.09.06 00:28	buy	422	0.80	0.89421	-	-		
841	2022.09.06 01:09	close	420	1.00	1.15294	-	-	-588.24	139707.78
842	2022.09.06 01:09	close	421	1.30	1.15294	-	-	615.39	140323.17
843	2022.09.06 01:24	s/l	417	0.80	0.86011	-	-	100.47	140423.64
844	2022.09.06 12:08	buy	423	1.00	1.31371	-	-		
845	2022.09.06 16:44	sell	424	1.00	1.15257	-	-		
846	2022.09.06 17:05	s/l	424	1.00	1.15057	-	-		
847	2022.09.06 17:16	s/l	423	1.00	1.31521	-	-	200.00	140623.64
848	2022.09.07 03:18	buy	425	1.04	0.88450	-	-	114.05	140737.69
849	2022.09.07 05:38	buy	426	0.80	0.86181	-	-		
850	2022.09.07 10:57	buy	427	1.00	0.99225	-	-		
851	2022.09.07 12:26	s/l	426	0.80	0.86281	-	-		
852	2022.09.07 13:01	sell	428	0.80	1.30382	-	-	96.70	140834.39
853	2022.09.07 13:11	s/l	428	0.80	1.30286	-	-		
854	2022.09.07 17:00	sell	429	0.80	1.30308	-	-	57.43	140891.82
855	2022.09.07 17:28	s/l	427	1.00	0.99325	-	-		
856	2022.09.07 20:04	sell	430	1.04	1.31308	-	-	100.00	140991.82
857	2022.09.07 20:06	sell	431	1.00	1.31475	-	-		
858	2022.09.07 20:18	buy	432	1.00	1.15144	-	-		
859	2022.09.07 22:35	s/l	432	1.00	1.15244	-	-		
860	2022.09.08 00:06	s/l	431	1.00	1.31382	-	-	100.00	141091.82
861	2022.09.08 10:19	sell	433	1.00	0.97487	-	-	68.93	141160.75
862	2022.09.08 14:55	s/l	433	1.00	0.97388	-	-		
863	2022.09.08 15:15	buy	434	1.00	0.97628	-	-	107.25	141268.00
864	2022.09.08 16:11	close	429	0.80	1.30823	-	-		
865	2022.09.08 16:11	close	430	1.04	1.30823	-	-	-296.99	140971.01
866	2022.09.08 16:11	sell	435	1.00	0.99429	-	-	391.67	141362.68
867	2022.09.08 17:12	buy	436	1.30	0.96640	-	-		
868	2022.09.08 20:39	close	434	1.00	0.97085	-	-		
869	2022.09.08 20:39	close	436	1.30	0.97085	-	-		
870	2022.09.09 03:41	sell	437	1.30	1.00430	-	-	-588.39	140774.29
871	2022.09.09 06:53	close	422	0.80	0.88917	-	-	626.86	141401.15
872	2022.09.09 06:53	close	425	1.04	0.88917	-	-		
873	2022.09.09 14:07	sell	438	0.80	0.86699	-	-	-316.79	141084.36
874	2022.09.12 02:12	sell	439	0.80	1.31040	-	-	347.99	141432.35
875	2022.09.12 09:51	buy	440	1.00	0.97047	-	-		
876	2022.09.12 09:59	sell	441	1.69	1.01436	-	-		
877	2022.09.12 10:08	s/l	440	1.00	0.97147	-	-		
878	2022.09.12 10:10	sell	442	1.04	1.32040	-	-		
879	2022.09.12 16:15	close	439	0.80	1.31560	-	-	108.36	141540.71
880	2022.09.12 16:15	close	442	1.04	1.31560	-	-		
881	2022.09.12 17:09	s/l	438	0.80	0.86600	-	-	-311.10	141229.61
882	2022.09.13 12:34	buy	443	0.80	0.86784	-	-	373.32	141602.93
883	2022.09.13 15:30	sell	444	0.80	0.89154	-	-	98.11	141701.04
884	2022.09.13 15:30	sell	445	1.00	1.16394	-	-		
885	2022.09.13 15:30	buy	446	1.00	1.30087	-	-		
886	2022.09.13 15:30	s/l	446	1.00	1.30232	-	-		
887	2022.09.13 15:31	s/l	445	1.00	1.16313	-	-		
888	2022.09.13 15:33	s/l	444	0.80	0.89054	-	-		
889	2022.09.13 15:36	close	435	1.00	1.00587	-	-	111.34	141812.38
890	2022.09.13 15:36	close	437	1.30	1.00587	-	-	81.00	141893.38
891	2022.09.13 15:36	close	441	1.69	1.00587	-	-	59.87	141953.25
892	2022.09.13 15:57	s/l	443	0.80	0.86880	-	-	-1141.44	140811.81
893	2022.09.15 04:27	buy	447	0.80	0.88979	-	-	-189.75	140622.06
894	2022.09.15 11:24	buy	448	0.80	0.86642	-	-	1444.14	142066.20
895	2022.09.15 13:49	s/l	448	0.80	0.86742	-	-	92.82	142159.02
896	2022.09.15 16:00	buy	449	1.00	1.00117	-	-		
897	2022.09.15 17:58	buy	450	1.00	0.96089	-	-		
898	2022.09.16 09:12	s/l	450	1.00	0.96189	-	-	96.70	142255.72
899	2022.09.16 10:48	sell	451	1.00	0.96014	-	-		
900	2022.09.16 14:27	s/l	451	1.00	0.95914	-	-		
901	2022.09.16 18:03	s/l	449	1.00	1.00217	-	-	110.07	142365.79
								108.34	142474.13
								90.59	142564.72

902	2022.09.16 21:28	s/l	447	0.80	0.89079	-	-	56.89	142621.61
903	2022.09.19 07:58	sell	452	1.00	0.99906	-	-		
904	2022.09.19 09:11	s/l	452	1.00	0.99807	-	-	99.00	142720.61
905	2022.09.19 22:11	buy	453	1.00	1.14317	-	-		
906	2022.09.19 22:15	sell	454	1.00	1.32540	-	-		
907	2022.09.20 03:11	s/l	453	1.00	1.14517	-	-	195.38	142915.99
908	2022.09.20 03:34	s/l	454	1.00	1.32390	-	-	111.44	143027.43
909	2022.09.20 10:13	sell	455	0.80	0.87578	-	-		
910	2022.09.20 14:08	sell	456	1.00	0.99995	-	-		
911	2022.09.20 14:10	s/l	455	0.80	0.87478	-	-		
912	2022.09.20 14:56	sell	457	1.00	0.96455	-	-	96.70	143124.13
913	2022.09.20 14:58	sell	458	0.80	1.32716	-	-		
914	2022.09.20 15:17	s/l	458	0.80	1.32617	-	-		
915	2022.09.20 15:29	sell	459	0.80	0.88979	-	-	59.23	143183.36
916	2022.09.20 16:33	s/l	457	1.00	0.96356	-	-		
917	2022.09.20 16:55	s/l	456	1.00	0.99795	-	-	107.26	143290.62
918	2022.09.21 09:02	sell	460	0.80	1.32926	-	-	200.00	143490.62
919	2022.09.21 09:35	s/l	460	0.80	1.32726	-	-		
920	2022.09.22 09:09	buy	461	0.80	1.32848	-	-	119.66	143610.28
921	2022.09.22 09:44	s/l	461	0.80	1.32946	-	-		
922	2022.09.22 09:57	buy	462	0.80	0.87516	-	-	58.64	143668.92
923	2022.09.22 10:35	buy	463	1.00	0.95965	-	-		
924	2022.09.22 10:36	s/l	463	1.00	0.96065	-	-		
925	2022.09.22 13:52	buy	464	1.00	1.13518	-	-	108.36	143777.28
926	2022.09.22 13:53	s/l	464	1.00	1.13598	-	-		
927	2022.09.23 12:43	s/l	462	0.80	0.87616	-	-	80.00	143857.28
928	2022.09.23 13:58	s/l	459	0.80	0.88880	-	-	91.74	143949.02
929	2022.09.26 13:09	buy	465	1.00	0.95577	-	-	64.10	144013.12
930	2022.09.26 15:17	buy	466	0.80	1.32119	-	-		
931	2022.09.26 18:39	s/l	466	0.80	1.32219	-	-		
932	2022.09.26 19:06	buy	467	0.80	0.89055	-	-		
933	2022.09.26 19:36	s/l	465	1.00	0.95676	-	-	59.84	144072.96
934	2022.09.27 10:31	sell	468	0.80	0.89137	-	-		
935	2022.09.27 11:39	s/l	468	0.80	0.89038	-	-	107.28	144180.24
936	2022.09.28 07:11	buy	469	1.04	0.88080	-	-		
937	2022.09.28 10:56	buy	470	1.00	1.07102	-	-	95.74	144275.98
938	2022.09.28 13:03	s/l	470	1.00	1.08101	-	-		
939	2022.09.28 16:01	sell	471	1.00	1.37078	-	-		
940	2022.09.28 16:44	buy	472	1.00	0.96121	-	-	999.00	145274.98
941	2022.09.28 16:46	s/l	471	1.00	1.36928	-	-		
942	2022.09.28 16:53	s/l	472	1.00	0.96221	-	-		
943	2022.09.28 17:40	close	467	0.80	0.88548	-	-	109.55	145384.53
944	2022.09.28 17:40	close	469	1.04	0.88548	-	-	100.00	145484.53
945	2022.09.29 10:11	buy	473	1.00	0.95041	-	-	-309.61	145174.92
946	2022.09.29 12:44	s/l	473	1.00	0.95141	-	-	364.34	145539.26
947	2022.09.29 13:53	buy	474	0.80	0.89495	-	-		
948	2022.09.29 13:57	s/l	474	0.80	0.89589	-	-		
949	2022.10.03 12:44	sell	475	1.00	0.97678	-	-	108.36	145647.62
950	2022.10.03 12:52	s/l	475	1.00	0.97580	-	-		
951	2022.10.03 14:59	sell	476	0.80	1.34047	-	-	90.89	145738.51
952	2022.10.03 15:01	sell	477	1.00	1.37230	-	-		
953	2022.10.03 15:35	s/l	476	0.80	1.33947	-	-	98.00	145836.51
954	2022.10.03 15:59	s/l	477	1.00	1.37081	-	-		
955	2022.10.04 09:40	buy	478	0.80	0.88723	-	-		
956	2022.10.04 09:46	s/l	478	0.80	0.88823	-	-	59.82	145896.33
957	2022.10.04 17:42	buy	479	0.80	0.88649	-	-	108.69	146005.02
958	2022.10.04 20:12	buy	480	1.04	0.87673	-	-		
959	2022.10.05 04:28	close	479	0.80	0.88141	-	-	59.88	146064.90
960	2022.10.05 04:28	close	480	1.04	0.88141	-	-		
961	2022.10.05 11:17	buy	481	0.80	0.87222	-	-		
962	2022.10.05 14:06	s/l	481	0.80	0.87322	-	-	-307.21	145757.69
963	2022.10.05 14:53	sell	482	1.00	1.13248	-	-	360.46	146118.15
964	2022.10.05 15:26	sell	483	1.00	0.97355	-	-		
965	2022.10.05 15:44	s/l	482	1.00	1.13154	-	-	96.69	146214.84
966	2022.10.05 16:08	buy	484	1.00	1.36218	-	-		
967	2022.10.05 16:26	sell	485	1.00	0.98805	-	-		
								94.00	146308.84

968	2022.10.05 16:52	s/l	485	1.00	0.98705	-	-	100.00	146408.84
969	2022.10.05 17:01	s/l	483	1.00	0.97256	-	-	107.26	146516.10
970	2022.10.05 19:11	s/l	484	1.00	1.36518	-	-	219.75	146735.85
971	2022.10.07 12:16	sell	486	0.80	0.87473	-	-		
972	2022.10.10 15:30	sell	487	1.00	1.37048	-	-		
973	2022.10.10 16:00	buy	488	1.00	0.96977	-	-		
974	2022.10.10 17:30	s/l	488	1.00	0.97075	-	-	106.19	146842.04
975	2022.10.11 04:44	sell	489	1.30	1.38048	-	-		
976	2022.10.11 04:48	buy	490	0.80	1.33962	-	-		
977	2022.10.11 06:32	s/l	490	0.80	1.34060	-	-	58.64	146900.68
978	2022.10.11 14:22	buy	491	1.00	1.10911	-	-		
979	2022.10.11 14:24	buy	492	1.00	0.97350	-	-		
980	2022.10.11 15:25	s/l	491	1.00	1.11011	-	-		
981	2022.10.11 18:35	s/l	486	0.80	0.87375	-	-	100.00	147000.68
982	2022.10.11 18:57	close	487	1.00	1.37433	-	-	99.51	147100.19
983	2022.10.11 18:57	close	489	1.30	1.37433	-	-	-282.00	146818.19
984	2022.10.11 19:03	s/l	492	1.00	0.97448	-	-	581.74	147399.93
985	2022.10.11 21:44	buy	493	0.80	0.87750	-	-	98.00	147497.93
986	2022.10.11 21:46	s/l	493	0.80	0.87850	-	-		
987	2022.10.12 11:28	buy	494	1.00	1.10538	-	-	96.69	147594.62
988	2022.10.12 11:32	sell	495	0.80	0.87872	-	-		
989	2022.10.12 12:29	s/l	495	0.80	0.87774	-	-		
990	2022.10.12 12:29	s/l	494	1.00	1.10731	-	-	94.76	147689.38
991	2022.10.12 17:55	buy	496	1.00	0.96858	-	-	193.00	147882.38
992	2022.10.12 21:09	buy	497	0.80	0.86631	-	-		
993	2022.10.12 21:13	s/l	497	0.80	0.86731	-	-		
994	2022.10.13 11:15	s/l	496	1.00	0.96957	-	-	59.89	147942.27
995	2022.10.13 15:30	sell	498	0.80	1.33983	-	-	112.41	148054.68
996	2022.10.13 17:46	buy	499	1.00	0.97060	-	-		
997	2022.10.13 17:57	s/l	499	1.00	0.97160	-	-		
998	2022.10.13 18:20	sell	500	1.00	1.38102	-	-		
999	2022.10.13 18:23	s/l	500	1.00	1.37952	-	-	100.00	148154.68
1000	2022.10.13 20:23	buy	501	0.80	0.86618	-	-		
1001	2022.10.14 03:07	s/l	501	0.80	0.86717	-	-	108.73	148263.41
1002	2022.10.14 12:27	buy	502	1.00	1.37984	-	-		
1003	2022.10.14 12:36	sell	503	1.00	0.97236	-	-	56.29	148319.70
1004	2022.10.14 15:03	s/l	502	1.00	1.38134	-	-		
1005	2022.10.14 17:00	s/l	503	1.00	0.97138	-	-		
1006	2022.10.14 17:00	sell	504	1.00	1.11692	-	-	108.59	148428.29
1007	2022.10.14 17:28	buy	505	0.80	0.87093	-	-	98.00	148526.29
1008	2022.10.14 17:40	sell	506	1.04	1.34983	-	-		
1009	2022.10.14 19:59	s/l	504	1.00	1.11592	-	-		
1010	2022.10.17 11:04	sell	507	1.00	0.97452	-	-		
1011	2022.10.17 14:44	close	498	0.80	1.34502	-	-	100.00	148626.29
1012	2022.10.17 14:44	close	506	1.04	1.34502	-	-		
1013	2022.10.17 17:27	buy	508	1.04	0.86108	-	-	-303.08	148323.21
1014	2022.10.17 18:49	buy	509	0.80	0.86512	-	-	378.92	148702.13
1015	2022.10.17 21:14	close	505	0.80	0.86564	-	-		
1016	2022.10.17 21:14	close	508	1.04	0.86564	-	-		
1017	2022.10.18 11:57	sell	510	1.00	1.12907	-	-	-516.45	148185.68
1018	2022.10.18 12:44	s/l	510	1.00	1.12807	-	-	573.18	148758.86
1019	2022.10.18 13:18	s/l	509	0.80	0.86612	-	-		
1020	2022.10.19 12:00	sell	511	1.00	0.98169	-	-		
1021	2022.10.19 12:19	sell	512	0.80	1.35029	-	-	100.00	148858.86
1022	2022.10.19 12:41	s/l	512	0.80	1.34929	-	-	56.90	148915.76
1023	2022.10.19 16:20	s/l	511	1.00	0.97869	-	-		
1024	2022.10.20 10:27	sell	513	1.30	0.98454	-	-		
1025	2022.10.20 13:40	buy	514	0.80	0.86506	-	-	59.82	148975.58
1026	2022.10.20 14:58	s/l	514	0.80	0.86601	-	-	300.00	149275.58
1027	2022.10.20 15:20	buy	515	1.00	1.12803	-	-		
1028	2022.10.20 15:29	sell	516	0.80	0.87016	-	-		
1029	2022.10.20 15:30	s/l	515	1.00	1.12903	-	-	56.89	149332.47
1030	2022.10.20 17:27	s/l	516	0.80	0.86818	-	-		
1031	2022.10.20 20:41	buy	517	1.00	1.37533	-	-		
1032	2022.10.20 21:33	s/l	517	1.00	1.37683	-	-	100.00	149432.47
1033	2022.10.21 16:02	buy	518	0.80	0.86426	-	-	191.46	149623.93
								108.95	149732.88

1034	2022.10.21 16:02	sell	519	1.00	1.37684	-	-		
1035	2022.10.21 16:06	buy	520	1.00	0.97833	-	-		
1036	2022.10.21 16:39	s/l	519	1.00	1.37536	-	-	107.61	149840.49
1037	2022.10.21 16:45	s/l	518	0.80	0.86525	-	-	59.29	149899.78
1038	2022.10.21 16:55	s/l	520	1.00	0.97933	-	-	100.00	149999.78
1039	2022.10.21 17:10	buy	521	1.00	1.12188	-	-		
1040	2022.10.21 17:36	buy	522	1.00	1.37700	-	-		
1041	2022.10.21 18:47	s/l	521	1.00	1.12198	-	-	10.00	150009.78
1042	2022.10.21 19:00	buy	523	1.30	1.36719	-	-		
1043	2022.10.21 22:53	sell	524	0.80	0.87230	-	-		
1044	2022.10.24 00:10	s/l	524	0.80	0.86830	-	-		
1045	2022.10.24 02:42	buy	525	0.80	1.34637	-	-	389.18	150398.96
1046	2022.10.24 08:03	s/l	525	0.80	1.34737	-	-		
1047	2022.10.24 09:52	sell	526	0.80	0.86492	-	-	59.84	150458.80
1048	2022.10.24 11:10	s/l	526	0.80	0.86396	-	-		
1049	2022.10.24 11:19	close	522	1.00	1.37326	-	-	57.48	150516.28
1050	2022.10.24 11:19	close	523	1.30	1.37326	-	-	-272.65	150243.63
1051	2022.10.24 14:40	sell	527	0.80	1.34637	-	-	574.22	150817.85
1052	2022.10.24 16:27	buy	528	0.80	0.87194	-	-		
1053	2022.10.24 17:15	sell	529	1.04	1.35637	-	-		
1054	2022.10.24 17:21	s/l	528	0.80	0.87394	-	-		
1055	2022.10.25 09:56	close	527	0.80	1.35156	-	-	193.39	151011.24
1056	2022.10.25 09:56	close	529	1.04	1.35156	-	-	-306.79	150704.45
1057	2022.10.26 20:47	sell	530	1.69	0.99453	-	-	378.92	151083.37
1058	2022.10.27 13:43	buy	531	1.00	1.36135	-	-		
1059	2022.10.27 16:00	sell	532	0.80	1.35896	-	-		
1060	2022.10.27 16:05	s/l	532	0.80	1.35797	-	-		
1061	2022.10.27 16:07	sell	533	1.00	0.99885	-	-	59.22	151142.59
1062	2022.10.27 16:13	s/l	533	1.00	0.99788	-	-		
1063	2022.10.27 17:05	buy	534	1.30	1.35144	-	-		
1064	2022.10.27 23:10	close	531	1.00	1.35752	-	-	97.00	151239.59
1065	2022.10.27 23:10	close	534	1.30	1.35752	-	-		
1066	2022.10.27 23:59	sell	535	0.80	0.87467	-	-	-282.13	150957.46
1067	2022.10.28 04:00	sell	536	1.00	1.15525	-	-	582.24	151539.70
1068	2022.10.28 09:20	s/l	536	1.00	1.15428	-	-		
1069	2022.10.28 10:11	s/l	535	0.80	0.87367	-	-		
1070	2022.10.31 16:29	buy	537	0.80	0.86179	-	-	97.00	151636.70
1071	2022.11.01 04:30	sell	538	1.00	1.36039	-	-	60.85	151697.55
1072	2022.11.01 06:18	s/l	538	1.00	1.35890	-	-		
1073	2022.11.01 09:14	buy	539	1.00	1.15435	-	-		
1074	2022.11.01 11:08	buy	540	0.80	0.87311	-	-	109.65	151807.20
1075	2022.11.01 12:52	close	507	1.00	0.98619	-	-		
1076	2022.11.01 12:52	close	513	1.30	0.98619	-	-		
1077	2022.11.01 12:52	close	530	1.69	0.98619	-	-	-1339.74	150467.46
1078	2022.11.01 15:03	s/l	539	1.00	1.15535	-	-	-297.71	150169.75
1079	2022.11.01 15:15	s/l	540	0.80	0.87411	-	-	1476.11	151645.86
1080	2022.11.02 05:55	buy	541	0.80	0.87241	-	-	100.00	151745.86
1081	2022.11.02 06:30	s/l	541	0.80	0.87338	-	-	59.89	151805.75
1082	2022.11.02 21:00	buy	542	1.00	0.98922	-	-		
1083	2022.11.02 21:38	s/l	537	0.80	0.86275	-	-		
1084	2022.11.02 21:50	sell	543	1.00	0.98946	-	-	58.09	151863.84
1085	2022.11.02 21:52	s/l	543	1.00	0.98848	-	-		
1086	2022.11.02 22:20	sell	544	0.80	0.87223	-	-	82.93	151946.77
1087	2022.11.02 22:25	s/l	544	0.80	0.87123	-	-		
1088	2022.11.03 07:12	buy	545	0.80	0.87218	-	-	98.00	152044.77
1089	2022.11.03 16:19	buy	546	0.80	1.34572	-	-		
1090	2022.11.04 07:35	sell	547	1.00	1.36789	-	-	59.88	152104.65
1091	2022.11.04 09:34	buy	548	1.04	1.33612	-	-		
1092	2022.11.04 10:11	s/l	547	1.00	1.36644	-	-		
1093	2022.11.04 15:46	buy	549	1.00	0.98158	-	-		
1094	2022.11.04 16:43	s/l	549	1.00	0.98556	-	-		
1095	2022.11.04 17:12	buy	550	1.00	1.13242	-	-	106.12	152210.77
1096	2022.11.04 17:16	s/l	545	0.80	0.87318	-	-		
1097	2022.11.04 17:27	s/l	550	1.00	1.13342	-	-	398.00	152608.77
1098	2022.11.04 20:16	close	546	0.80	1.34073	-	-		
1099	2022.11.04 20:16	close	548	1.04	1.34073	-	-	56.89	152665.66
								100.00	152765.66
								-305.81	152459.85
								358.58	152818.43

1100	2022.11.04 23:50	s/l	542	1.00	0.99019	-	-	111.98	152930.41
1101	2022.11.07 12:11	sell	551	0.80	0.87168	-	-		
1102	2022.11.07 13:32	s/l	551	0.80	0.87069	-	-	95.73	153026.14
1103	2022.11.07 13:46	sell	552	1.00	0.98778	-	-		
1104	2022.11.07 14:26	s/l	552	1.00	0.98682	-	-	104.02	153130.16
1105	2022.11.09 00:03	sell	553	0.80	0.87226	-	-		
1106	2022.11.09 10:26	sell	554	1.00	0.99077	-	-		
1107	2022.11.09 11:57	s/l	553	0.80	0.87127	-	-	59.28	153189.44
1108	2022.11.09 12:37	s/l	554	1.00	0.98977	-	-	108.36	153297.80
1109	2022.11.09 14:07	sell	555	0.80	1.34999	-	-		
1110	2022.11.09 15:32	s/l	555	0.80	1.34899	-	-	59.83	153357.63
1111	2022.11.09 16:28	sell	556	1.00	1.00226	-	-		
1112	2022.11.09 16:37	buy	557	1.00	1.34754	-	-		
1113	2022.11.09 20:59	s/l	556	1.00	1.00127	-	-		
1114	2022.11.10 10:31	sell	558	0.80	1.35208	-	-	99.00	153456.63
1115	2022.11.10 10:36	s/l	557	1.00	1.35204	-	-		
1116	2022.11.10 10:38	s/l	558	0.80	1.35108	-	-	332.52	153789.15
1117	2022.11.10 12:10	sell	559	0.80	0.87510	-	-	59.83	153848.98
1118	2022.11.10 12:29	s/l	559	0.80	0.87410	-	-		
1119	2022.11.10 15:30	buy	560	0.80	0.87342	-	-	96.70	153945.68
1120	2022.11.10 15:30	s/l	560	0.80	0.87442	-	-		
1121	2022.11.10 15:30	buy	561	0.80	1.35303	-	-	59.88	154005.56
1122	2022.11.10 15:30	buy	562	1.00	1.00301	-	-		
1123	2022.11.10 15:30	buy	563	1.00	1.14667	-	-		
1124	2022.11.10 15:30	s/l	563	1.00	1.14738	-	-		
1125	2022.11.10 15:31	s/l	561	0.80	1.35395	-	-	71.00	154076.56
1126	2022.11.10 15:50	buy	564	1.00	0.98943	-	-	55.04	154131.60
1127	2022.11.10 15:56	s/l	562	1.00	1.01101	-	-		
1128	2022.11.11 15:24	buy	565	1.30	0.97973	-	-		
1129	2022.11.15 00:00	buy	566	1.00	1.33170	-	-	800.00	154931.60
1130	2022.11.15 04:00	sell	567	1.00	1.17481	-	-		
1131	2022.11.15 12:23	sell	568	1.30	1.18482	-	-		
1132	2022.11.15 14:26	sell	569	0.80	0.87600	-	-		
1133	2022.11.15 15:18	s/l	569	0.80	0.87501	-	-		
1134	2022.11.15 15:32	sell	570	1.69	1.19483	-	-		
1135	2022.11.15 19:02	close	567	1.00	1.18647	-	-	95.73	155027.33
1136	2022.11.15 19:02	close	568	1.30	1.18647	-	-		
1137	2022.11.15 19:02	close	570	1.69	1.18647	-	-	-1166.00	153861.33
1138	2022.11.15 20:27	sell	571	1.00	1.03379	-	-	-214.50	153646.83
1139	2022.11.15 20:29	s/l	571	1.00	1.03279	-	-	1412.84	155059.67
1140	2022.11.15 20:31	sell	572	0.80	1.37287	-	-		
1141	2022.11.15 20:54	s/l	572	0.80	1.37187	-	-	100.00	155159.67
1142	2022.11.16 19:09	s/l	566	1.00	1.33319	-	-		
1143	2022.11.17 05:12	sell	573	0.80	0.89574	-	-	59.83	155219.50
1144	2022.11.17 11:29	s/l	573	0.80	0.89476	-	-	111.45	155330.95
1145	2022.11.17 16:11	sell	574	0.80	1.38016	-	-		
1146	2022.11.17 16:45	close	564	1.00	0.98409	-	-	58.68	155389.63
1147	2022.11.17 16:45	close	565	1.30	0.98409	-	-		
1148	2022.11.17 17:26	s/l	574	0.80	1.37916	-	-	-566.79	154822.84
1149	2022.11.18 03:11	sell	575	1.00	1.33075	-	-	627.66	155450.50
1150	2022.11.18 11:32	buy	576	0.80	0.89525	-	-	59.82	155510.32
1151	2022.11.18 14:40	s/l	576	0.80	0.89624	-	-		
1152	2022.11.18 19:53	sell	577	1.30	1.34075	-	-		
1153	2022.11.21 03:58	sell	578	1.00	0.98381	-	-		
1154	2022.11.21 07:48	s/l	578	1.00	0.98282	-	-	59.28	155569.60
1155	2022.11.21 17:35	buy	579	0.80	1.38158	-	-		
1156	2022.11.22 19:57	buy	580	1.00	1.02912	-	-		
1157	2022.11.22 21:01	s/l	580	1.00	1.03012	-	-	107.28	155676.88
1158	2022.11.23 03:48	buy	581	0.80	0.86738	-	-		
1159	2022.11.23 05:19	buy	582	1.00	0.98186	-	-		
1160	2022.11.23 07:52	s/l	579	0.80	1.38258	-	-	100.00	155776.88
1161	2022.11.23 09:15	s/l	582	1.00	0.98286	-	-		
1162	2022.11.23 10:01	s/l	581	0.80	0.86837	-	-		
1163	2022.11.23 23:36	close	575	1.00	1.33465	-	-	45.37	155822.25
1164	2022.11.23 23:36	close	577	1.30	1.33465	-	-	108.39	155930.64
1165	2022.11.24 04:19	buy	583	1.00	0.98080	-	-	95.73	156026.37
								-297.80	155728.57
								586.89	156315.46

1166	2022.11.24 09:09	s/l	583	1.00	0.98180	-	-	108.38	156423.84
1167	2022.11.25 11:43	buy	584	1.00	1.33618	-	-		
1168	2022.11.25 13:54	sell	585	0.80	1.38742	-	-		
1169	2022.11.25 14:49	sell	586	1.00	1.03853	-	-		
1170	2022.11.25 14:59	s/l	585	0.80	1.38643	-	-	59.23	156483.07
1171	2022.11.25 16:31	s/l	586	1.00	1.03655	-	-	198.00	156681.07
1172	2022.11.25 16:36	s/l	584	1.00	1.33764	-	-	109.15	156790.22
1173	2022.11.25 20:21	buy	587	0.80	0.86143	-	-		
1174	2022.11.25 21:02	sell	588	1.00	1.20697	-	-		
1175	2022.11.28 00:00	sell	589	0.80	0.89899	-	-		
1176	2022.11.28 00:01	sell	590	1.00	0.98113	-	-		
1177	2022.11.28 01:24	s/l	588	1.00	1.20597	-	-		
1178	2022.11.28 03:35	s/l	590	1.00	0.98013	-	-	102.01	156892.23
1179	2022.11.28 04:07	s/l	589	0.80	0.89799	-	-	108.37	157000.60
1180	2022.11.28 10:25	buy	591	1.00	1.04000	-	-	59.88	157060.48
1181	2022.11.28 10:42	s/l	587	0.80	0.86239	-	-		
1182	2022.11.28 14:04	s/l	591	1.00	1.04599	-	-	87.87	157148.35
1183	2022.11.28 17:39	sell	592	1.00	1.04053	-	-	599.00	157747.35
1184	2022.11.28 18:01	sell	593	1.00	0.98233	-	-		
1185	2022.11.28 19:05	s/l	592	1.00	1.03856	-	-		
1186	2022.11.28 22:21	s/l	593	1.00	0.98138	-	-	197.00	157944.35
1187	2022.11.29 05:00	sell	594	0.80	1.39267	-	-	102.94	158047.29
1188	2022.11.29 05:24	buy	595	0.80	0.90042	-	-		
1189	2022.11.29 08:56	s/l	594	0.80	1.39168	-	-		
1190	2022.11.29 09:46	s/l	595	0.80	0.90139	-	-	59.23	158106.52
1191	2022.11.29 10:00	sell	596	0.80	0.86159	-	-	58.09	158164.61
1192	2022.11.29 10:40	sell	597	1.00	1.34086	-	-		
1193	2022.11.29 10:43	buy	598	1.00	1.20582	-	-		
1194	2022.11.29 14:46	sell	599	1.30	1.35091	-	-		
1195	2022.11.29 16:27	buy	600	1.30	1.19594	-	-		
1196	2022.11.29 17:10	close	598	1.00	1.20039	-	-		
1197	2022.11.29 17:10	close	600	1.30	1.20039	-	-		
1198	2022.11.29 18:15	sell	601	1.69	1.36090	-	-	-543.00	157621.61
1199	2022.11.30 13:50	close	597	1.00	1.35160	-	-	578.50	158200.11
1200	2022.11.30 13:50	close	599	1.30	1.35160	-	-		
1201	2022.11.30 13:50	close	601	1.69	1.35160	-	-	-796.47	157403.64
1202	2022.11.30 17:04	sell	602	0.80	1.39970	-	-	-68.79	157334.85
1203	2022.11.30 17:50	s/l	602	0.80	1.39873	-	-	1159.69	158494.54
1204	2022.11.30 20:37	buy	603	1.00	1.19958	-	-		
1205	2022.11.30 20:41	s/l	603	1.00	1.20056	-	-	58.03	158552.57
1206	2022.11.30 21:59	buy	604	1.00	0.98437	-	-		
1207	2022.12.01 08:16	s/l	604	1.00	0.98537	-	-	98.00	158650.57
1208	2022.12.01 11:31	s/l	596	0.80	0.86059	-	-		
1209	2022.12.01 17:55	sell	605	1.00	0.98465	-	-	113.52	158764.09
1210	2022.12.02 12:15	s/l	605	1.00	0.98366	-	-	106.19	158870.28
1211	2022.12.02 15:30	sell	606	0.80	0.91210	-	-		
1212	2022.12.02 15:37	s/l	606	0.80	0.91112	-	-	102.25	158972.53
1213	2022.12.02 15:43	sell	607	1.00	1.04342	-	-		
1214	2022.12.02 21:57	sell	608	1.30	1.05342	-	-	58.68	159031.21
1215	2022.12.05 10:25	buy	609	0.80	0.85928	-	-		
1216	2022.12.05 12:56	s/l	609	0.80	0.86028	-	-		
1217	2022.12.05 17:00	sell	610	1.00	1.22391	-	-		
1218	2022.12.05 17:00	s/l	610	1.00	1.22293	-	-		
1219	2022.12.05 21:21	close	607	1.00	1.04876	-	-	96.70	159127.91
1220	2022.12.05 21:21	close	608	1.30	1.04876	-	-		
1221	2022.12.06 00:07	sell	611	1.00	0.98640	-	-	98.00	159225.91
1222	2022.12.06 05:36	buy	612	0.80	0.91418	-	-	-528.48	158697.43
1223	2022.12.06 06:27	s/l	612	0.80	0.91518	-	-	612.98	159310.41
1224	2022.12.06 09:34	sell	613	0.80	0.85918	-	-		
1225	2022.12.06 18:07	s/l	613	0.80	0.85821	-	-		
1226	2022.12.07 09:02	s/l	611	1.00	0.98541	-	-	59.89	159370.30
1227	2022.12.07 11:29	buy	614	1.00	0.98811	-	-		
1228	2022.12.07 14:57	s/l	614	1.00	0.98911	-	-	93.80	159464.10
1229	2022.12.08 14:04	sell	615	1.00	1.36417	-	-	102.26	159566.36
1230	2022.12.08 14:56	sell	616	0.80	1.43175	-	-		
1231	2022.12.08 15:02	s/l	616	0.80	1.43082	-	-	108.39	159674.75
								55.64	159730.39

1232	2022.12.08 15:21	sell	617	0.80	0.86165	-	-		
1233	2022.12.08 16:33	s/l	615	1.00	1.35971	-	-	328.01	160058.40
1234	2022.12.09 10:34	buy	618	1.00	1.36337	-	-		
1235	2022.12.09 13:32	s/l	617	0.80	0.86069	-	-	95.20	160153.60
1236	2022.12.09 15:30	sell	619	1.00	1.05202	-	-		
1237	2022.12.09 15:30	s/l	619	1.00	1.05108	-	-	94.00	160247.60
1238	2022.12.09 15:33	s/l	618	1.00	1.36632	-	-	215.91	160463.51
1239	2022.12.09 19:10	sell	620	0.80	1.43465	-	-		
1240	2022.12.12 02:37	sell	621	1.00	1.22304	-	-		
1241	2022.12.12 03:15	s/l	621	1.00	1.22204	-	-		
1242	2022.12.12 09:00	buy	622	0.80	0.86145	-	-	100.00	160563.51
1243	2022.12.12 15:38	sell	623	1.04	1.44465	-	-		
1244	2022.12.12 17:01	buy	624	1.00	0.98662	-	-		
1245	2022.12.12 17:06	sell	625	0.80	0.92244	-	-		
1246	2022.12.12 17:54	close	620	0.80	1.43986	-	-		
1247	2022.12.12 17:54	close	623	1.04	1.43986	-	-	-308.00	160255.51
1248	2022.12.12 18:48	s/l	625	0.80	0.92046	-	-	372.56	160628.07
1249	2022.12.13 11:13	s/l	624	1.00	0.98762	-	-	118.55	160746.62
1250	2022.12.13 15:50	sell	626	1.00	0.98575	-	-	110.09	160856.71
1251	2022.12.13 16:34	s/l	626	1.00	0.98475	-	-		
1252	2022.12.13 17:51	sell	627	0.80	1.43829	-	-	108.36	160965.07
1253	2022.12.13 19:48	s/l	627	0.80	1.43729	-	-		
1254	2022.12.14 15:07	sell	628	1.00	0.98625	-	-	59.83	161024.90
1255	2022.12.14 16:49	s/l	628	1.00	0.98527	-	-		
1256	2022.12.14 21:02	buy	629	1.00	1.35956	-	-	106.20	161131.10
1257	2022.12.14 21:07	buy	630	1.00	0.98677	-	-		
1258	2022.12.14 21:39	sell	631	0.80	0.92587	-	-		
1259	2022.12.15 09:44	s/l	631	0.80	0.92487	-	-		
1260	2022.12.15 10:30	s/l	630	1.00	0.98777	-	-	62.78	161193.88
1261	2022.12.15 10:30	sell	632	1.00	1.23559	-	-	113.51	161307.39
1262	2022.12.15 10:41	sell	633	1.00	0.98676	-	-		
1263	2022.12.15 10:55	sell	634	0.80	1.44125	-	-		
1264	2022.12.15 10:59	s/l	622	0.80	0.86239	-	-		
1265	2022.12.15 11:00	sell	635	1.00	1.06189	-	-		
1266	2022.12.15 11:18	s/l	632	1.00	1.23159	-	-	66.15	161373.54
1267	2022.12.15 11:21	s/l	633	1.00	0.98476	-	-		
1268	2022.12.15 11:41	buy	636	1.00	0.98692	-	-	400.00	161773.54
1269	2022.12.15 13:05	s/l	634	0.80	1.44025	-	-	216.73	161990.27
1270	2022.12.15 15:43	s/l	629	1.00	1.36102	-	-		
1271	2022.12.15 15:45	s/l	636	1.00	0.98791	-	-	59.83	162050.10
1272	2022.12.15 16:13	sell	637	1.30	1.07197	-	-	106.96	162157.06
1273	2022.12.15 17:09	close	635	1.00	1.06728	-	-	107.31	162264.37
1274	2022.12.15 17:09	close	637	1.30	1.06728	-	-		
1275	2022.12.15 17:36	sell	638	1.00	0.98680	-	-	-539.00	161725.37
1276	2022.12.16 10:28	s/l	638	1.00	0.98580	-	-	609.70	162335.07
1277	2022.12.19 00:00	sell	639	0.80	1.44817	-	-		
1278	2022.12.19 03:27	s/l	639	0.80	1.44717	-	-	103.35	162438.42
1279	2022.12.19 08:44	buy	640	1.00	1.06296	-	-		
1280	2022.12.19 10:29	s/l	640	1.00	1.06393	-	-	59.83	162498.25
1281	2022.12.19 11:08	sell	641	1.00	1.36345	-	-		
1282	2022.12.19 11:23	buy	642	1.00	1.22427	-	-		
1283	2022.12.19 12:06	buy	643	0.80	0.91780	-	-	97.00	162595.25
1284	2022.12.19 17:44	sell	644	1.00	0.98762	-	-		
1285	2022.12.19 17:46	buy	645	1.30	1.21439	-	-		
1286	2022.12.19 18:48	close	642	1.00	1.21882	-	-		
1287	2022.12.19 18:48	close	645	1.30	1.21882	-	-		
1288	2022.12.19 21:20	s/l	644	1.00	0.98662	-	-		
1289	2022.12.20 05:04	sell	646	0.80	0.87177	-	-	-545.00	162050.25
1290	2022.12.20 10:44	buy	647	1.00	1.21736	-	-	575.90	162626.15
1291	2022.12.20 10:57	s/l	647	1.00	1.21835	-	-	108.36	162734.51
1292	2022.12.20 14:05	s/l	641	1.00	1.36195	-	-		
1293	2022.12.20 14:23	buy	648	1.04	0.90805	-	-		
1294	2022.12.20 17:13	buy	649	1.00	1.21665	-	-	99.00	162833.51
1295	2022.12.20 19:48	sell	650	1.00	1.06127	-	-	108.28	162941.79
1296	2022.12.21 00:02	s/l	649	1.00	1.21722	-	-		
1297	2022.12.21 10:48	buy	651	0.80	1.44756	-	-		
								52.38	162994.17

1298	2022.12.21 14:15	buy	652	1.00	1.36365	-	-		
1299	2022.12.21 14:50	s/l	651	0.80	1.44854	-	-	58.64	163052.81
1300	2022.12.21 15:02	close	643	0.80	0.91275	-	-	-308.41	162744.40
1301	2022.12.21 15:02	close	648	1.04	0.91275	-	-	362.01	163106.41
1302	2022.12.21 15:43	buy	653	1.00	1.21627	-	-		
1303	2022.12.21 17:00	s/l	650	1.00	1.06029	-	-	103.52	163209.93
1304	2022.12.21 19:08	buy	654	1.30	1.20630	-	-		
1305	2022.12.22 03:13	close	653	1.00	1.21092	-	-	-548.86	162661.07
1306	2022.12.22 03:13	close	654	1.30	1.21092	-	-	582.58	163243.65
1307	2022.12.22 05:35	buy	655	0.80	1.44612	-	-		
1308	2022.12.22 12:08	s/l	655	0.80	1.44812	-	-		
1309	2022.12.22 13:10	buy	656	1.00	0.98404	-	-	119.68	163363.33
1310	2022.12.22 13:45	sell	657	1.00	1.06187	-	-		
1311	2022.12.22 14:22	sell	658	1.04	0.88178	-	-		
1312	2022.12.22 15:12	s/l	656	1.00	0.98503	-	-		
1313	2022.12.22 15:37	s/l	657	1.00	1.06087	-	-	107.30	163470.63
1314	2022.12.22 16:48	s/l	652	1.00	1.36514	-	-	100.00	163570.63
1315	2022.12.22 18:28	sell	659	0.80	0.91123	-	-	108.84	163679.47
1316	2022.12.22 19:09	s/l	659	0.80	0.91023	-	-		
1317	2022.12.23 09:05	buy	660	1.00	1.06150	-	-	59.88	163739.35
1318	2022.12.23 09:38	sell	661	1.00	1.36164	-	-		
1319	2022.12.23 10:00	s/l	660	1.00	1.06249	-	-		
1320	2022.12.23 13:15	buy	662	1.00	1.20894	-	-	99.00	163838.35
1321	2022.12.23 13:22	buy	663	0.80	1.44548	-	-		
1322	2022.12.23 15:30	s/l	661	1.00	1.36024	-	-		
1323	2022.12.23 16:29	s/l	663	0.80	1.44646	-	-	102.92	163941.27
1324	2022.12.26 01:59	buy	664	0.80	1.44726	-	-	58.65	163999.92
1325	2022.12.27 04:02	s/l	662	1.00	1.20992	-	-		
1326	2022.12.27 10:39	sell	665	1.00	1.20573	-	-		
1327	2022.12.27 11:47	sell	666	1.00	0.98957	-	-	88.76	164088.68
1328	2022.12.27 13:10	sell	667	0.80	0.91217	-	-		
1329	2022.12.27 13:50	s/l	665	1.00	1.20373	-	-		
1330	2022.12.27 15:07	sell	668	1.00	1.06257	-	-		
1331	2022.12.27 15:31	s/l	667	0.80	0.91117	-	-	200.00	164288.68
1332	2022.12.27 15:44	buy	669	1.04	1.43746	-	-		
1333	2022.12.27 17:22	s/l	666	1.00	0.98857	-	-	59.89	164348.57
1334	2022.12.28 09:15	buy	670	1.00	0.99001	-	-		
1335	2022.12.28 09:30	buy	671	1.00	1.20527	-	-	108.36	164456.93
1336	2022.12.28 13:07	s/l	671	1.00	1.20727	-	-		
1337	2022.12.28 17:00	close	664	0.80	1.44217	-	-		
1338	2022.12.28 17:00	close	669	1.04	1.44217	-	-	200.00	164656.93
1339	2022.12.28 17:27	buy	672	1.00	1.35487	-	-	-319.05	164337.88
1340	2022.12.28 17:51	sell	673	1.00	1.20523	-	-	356.98	164694.86
1341	2022.12.28 17:53	s/l	673	1.00	1.20423	-	-		
1342	2022.12.28 19:48	s/l	672	1.00	1.35787	-	-		
1343	2022.12.29 00:00	s/l	668	1.00	1.06157	-	-	100.00	164794.86
1344	2022.12.29 11:29	sell	674	0.80	0.91400	-	-	220.93	165015.79
1345	2022.12.29 13:10	s/l	674	0.80	0.91300	-	-	122.08	165137.87
1346	2022.12.29 17:02	sell	675	0.80	1.44147	-	-		
1347	2022.12.30 07:59	sell	676	1.00	1.06431	-	-	59.88	165197.75
1348	2022.12.30 17:28	sell	677	1.00	1.20455	-	-		
1349	2022.12.30 17:49	s/l	677	1.00	1.20255	-	-		
1350	2023.01.02 01:05	sell	678	1.00	1.20494	-	-		
1351	2023.01.02 18:00	s/l	678	1.00	1.20394	-	-		
1352	2023.01.03 00:53	sell	679	0.80	0.91999	-	-	200.00	165397.75
1353	2023.01.03 04:13	sell	680	1.04	1.45147	-	-		
1354	2023.01.03 05:25	sell	681	1.00	1.35528	-	-	100.00	165497.75
1355	2023.01.03 05:26	close	675	0.80	1.44668	-	-		
1356	2023.01.03 05:26	close	680	1.04	1.44668	-	-		
1357	2023.01.03 09:48	s/l	681	1.00	1.35380	-	-		
1358	2023.01.03 10:39	s/l	679	0.80	0.91500	-	-	-300.58	165197.17
1359	2023.01.03 15:36	s/l	676	1.00	1.05631	-	-	372.55	165569.72
1360	2023.01.03 15:52	buy	682	0.80	0.92096	-	-	109.32	165679.04
1361	2023.01.03 16:41	buy	683	1.00	1.20464	-	-	298.81	165977.85
1362	2023.01.04 03:21	s/l	682	0.80	0.92196	-	-	811.04	166788.89
1363	2023.01.04 10:09	buy	684	0.80	1.44530	-	-		
								56.90	166845.79

1364	2023.01.04 10:09	s/l	683	1.00	1.20563	-	-	94.38	166940.17
1365	2023.01.04 10:15	buy	685	1.00	1.06294	-	-		
1366	2023.01.04 10:22	sell	686	1.00	1.35966	-	-		
1367	2023.01.04 11:02	s/l	686	1.00	1.35667	-	-	220.39	167160.56
1368	2023.01.04 15:48	buy	687	1.04	1.43550	-	-		
1369	2023.01.04 20:44	sell	688	0.80	0.92290	-	-		
1370	2023.01.04 21:02	s/l	688	0.80	0.92191	-	-	59.29	167219.85
1371	2023.01.05 17:05	buy	689	1.00	1.35690	-	-		
1372	2023.01.05 17:10	buy	690	1.30	1.05300	-	-		
1373	2023.01.05 18:29	s/l	689	1.00	1.35839	-	-		
1374	2023.01.06 16:07	buy	691	1.35	1.42553	-	-	109.69	167329.54
1375	2023.01.06 17:10	buy	692	1.00	1.19799	-	-		
1376	2023.01.06 17:13	close	685	1.00	1.05764	-	-		
1377	2023.01.06 17:13	close	690	1.30	1.05764	-	-	-567.64	166761.90
1378	2023.01.06 17:16	s/l	692	1.00	1.19896	-	-	590.97	167352.87
1379	2023.01.09 11:39	close	646	0.80	0.87715	-	-	97.00	167449.87
1380	2023.01.09 11:39	close	658	1.04	0.87715	-	-	-472.83	166977.04
1381	2023.01.09 15:57	close	684	0.80	1.43401	-	-	631.38	167608.42
1382	2023.01.09 15:57	close	687	1.04	1.43401	-	-	-711.73	166896.69
1383	2023.01.09 15:57	close	691	1.35	1.43401	-	-	-162.93	166733.76
1384	2023.01.09 19:36	buy	693	0.80	0.88223	-	-	844.05	167577.81
1385	2023.01.10 09:28	sell	694	0.80	0.92301	-	-		
1386	2023.01.10 09:29	s/l	693	0.80	0.88321	-	-		
1387	2023.01.10 13:15	s/l	694	0.80	0.92202	-	-	89.81	167667.62
1388	2023.01.10 22:02	s/l	670	1.00	0.99101	-	-	59.28	167726.90
1389	2023.01.12 01:04	buy	695	1.00	1.21575	-	-	130.64	167857.54
1390	2023.01.12 06:58	s/l	695	1.00	1.21673	-	-		
1391	2023.01.12 11:02	sell	696	1.00	1.07427	-	-	98.00	167955.54
1392	2023.01.12 12:00	sell	697	0.80	0.88399	-	-		
1393	2023.01.12 15:30	sell	698	0.80	1.44103	-	-		
1394	2023.01.12 15:33	buy	699	1.00	1.21543	-	-		
1395	2023.01.12 15:34	s/l	699	1.00	1.21740	-	-		
1396	2023.01.12 16:42	sell	700	1.00	1.21554	-	-		
1397	2023.01.12 16:45	sell	701	0.80	0.92642	-	-	197.00	168152.54
1398	2023.01.12 16:47	s/l	700	1.00	1.21455	-	-		
1399	2023.01.12 16:50	buy	702	1.00	1.34162	-	-		
1400	2023.01.12 16:55	s/l	702	1.00	1.34305	-	-	99.00	168251.54
1401	2023.01.12 19:55	sell	703	1.30	1.08428	-	-		
1402	2023.01.13 01:16	sell	704	1.04	1.45103	-	-	106.47	168358.01
1403	2023.01.13 13:08	close	698	0.80	1.44622	-	-		
1404	2023.01.13 13:08	close	704	1.04	1.44622	-	-		
1405	2023.01.13 13:50	sell	705	1.00	1.21737	-	-	-306.79	168051.22
1406	2023.01.13 14:56	buy	706	1.00	1.34020	-	-	374.10	168425.32
1407	2023.01.13 15:47	close	696	1.00	1.07943	-	-		
1408	2023.01.13 15:47	close	703	1.30	1.07943	-	-		
1409	2023.01.13 15:47	s/l	705	1.00	1.21638	-	-	-510.48	167914.84
1410	2023.01.13 16:50	s/l	706	1.00	1.34170	-	-	637.68	168552.52
1411	2023.01.13 18:20	sell	707	1.00	1.00231	-	-	99.00	168651.50
1412	2023.01.16 03:54	sell	708	1.04	0.93642	-	-	111.80	168763.32
1413	2023.01.16 10:52	close	701	0.80	0.93162	-	-		
1414	2023.01.16 10:52	close	708	1.04	0.93162	-	-		
1415	2023.01.16 11:56	s/l	707	1.00	1.00131	-	-		
1416	2023.01.17 17:01	sell	709	0.80	1.45043	-	-	-309.45	168453.87
1417	2023.01.17 17:01	s/l	697	0.80	0.88299	-	-	373.66	168827.53
1418	2023.01.17 17:05	s/l	709	0.80	1.44944	-	-	103.35	168930.88
1419	2023.01.18 09:26	buy	710	1.00	1.08192	-	-		
1420	2023.01.18 09:45	s/l	710	1.00	1.08292	-	-	103.81	169034.69
1421	2023.01.18 10:33	buy	711	0.80	1.44915	-	-	59.23	169093.92
1422	2023.01.18 11:03	s/l	711	0.80	1.45014	-	-		
1423	2023.01.18 15:38	buy	712	1.00	1.33921	-	-	100.00	169193.92
1424	2023.01.18 18:23	sell	713	1.00	1.08206	-	-		
1425	2023.01.18 19:11	s/l	713	1.00	1.08107	-	-	59.23	169253.15
1426	2023.01.18 21:51	t/p	712	1.00	1.34912	-	-		
1427	2023.01.19 02:30	sell	714	0.80	0.93500	-	-		
1428	2023.01.19 02:43	s/l	714	0.80	0.93403	-	-	99.00	169352.15
1429	2023.01.20 01:18	buy	715	1.00	0.99250	-	-	734.55	170086.70
								58.08	170144.78

1430	2023.01.20 09:00	buy	716	0.80	0.87607	-	-		
1431	2023.01.20 09:42	s/l	716	0.80	0.87707	-	-	96.69	170241.47
1432	2023.01.20 09:51	s/l	715	1.00	0.99349	-	-	107.30	170348.77
1433	2023.01.20 10:08	sell	717	1.00	1.34471	-	-		
1434	2023.01.20 11:07	sell	718	1.00	1.23438	-	-		
1435	2023.01.20 16:08	sell	719	0.80	1.45583	-	-		
1436	2023.01.20 17:34	s/l	719	0.80	1.45483	-	-	59.83	170408.60
1437	2023.01.20 17:50	s/l	717	1.00	1.34325	-	-	108.69	170517.29
1438	2023.01.23 05:14	sell	720	1.30	1.24444	-	-		
1439	2023.01.23 09:27	close	718	1.00	1.23992	-	-	-551.99	169965.30
1440	2023.01.23 09:27	close	720	1.30	1.23992	-	-	587.60	170552.90
1441	2023.01.24 10:39	sell	721	0.80	0.87687	-	-		
1442	2023.01.24 11:49	sell	722	1.00	1.08590	-	-		
1443	2023.01.24 16:45	buy	723	1.00	1.33942	-	-		
1444	2023.01.24 16:46	s/l	722	1.00	1.08491	-	-		
1445	2023.01.25 12:32	sell	724	1.00	1.00283	-	-	99.00	170651.90
1446	2023.01.25 13:15	s/l	724	1.00	1.00184	-	-		
1447	2023.01.25 16:47	buy	725	1.00	1.23493	-	-	107.28	170759.18
1448	2023.01.25 16:49	s/l	725	1.00	1.23593	-	-		
1449	2023.01.25 17:03	s/l	723	1.00	1.34090	-	-	100.00	170859.18
1450	2023.01.25 18:10	sell	726	1.00	1.08792	-	-	110.06	170969.24
1451	2023.01.26 10:22	sell	727	1.00	1.33737	-	-		
1452	2023.01.26 14:16	sell	728	0.80	1.45661	-	-		
1453	2023.01.26 15:30	s/l	728	0.80	1.45565	-	-		
1454	2023.01.26 15:57	s/l	727	1.00	1.33589	-	-	57.44	171026.68
1455	2023.01.26 18:16	s/l	726	1.00	1.08694	-	-	110.79	171137.47
1456	2023.01.26 18:20	sell	729	0.80	0.94658	-	-	114.56	171252.03
1457	2023.01.27 04:39	buy	730	1.00	1.00275	-	-		
1458	2023.01.27 17:46	s/l	729	0.80	0.94560	-	-		
1459	2023.01.30 10:07	buy	731	1.00	1.33465	-	-		
1460	2023.01.30 10:15	buy	732	1.00	1.08860	-	-	59.65	171311.68
1461	2023.01.30 13:32	s/l	732	1.00	1.08960	-	-		
1462	2023.01.30 15:38	s/l	730	1.00	1.00375	-	-		
1463	2023.01.30 23:59	close at stop	721	0.80	0.87880	-	-	100.00	171411.68
1464	2023.01.31 00:05	sell	733	1.00	1.00176	-	-	110.10	171521.78
1465	2023.01.31 10:43	t/p	731	1.00	1.34459	-	-	-172.40	171349.38
1466	2023.01.31 16:27	buy	734	1.00	1.08643	-	-		
1467	2023.01.31 17:26	sell	735	0.80	1.45071	-	-	738.95	172088.33
1468	2023.01.31 17:29	s/l	733	1.00	1.00076	-	-		
1469	2023.01.31 17:45	s/l	735	0.80	1.44971	-	-		
1470	2023.01.31 17:49	sell	736	1.00	1.33532	-	-	108.37	172196.70
1471	2023.01.31 18:48	s/l	736	1.00	1.33382	-	-	59.83	172256.53
1472	2023.02.01 09:33	s/l	734	1.00	1.08741	-	-		
1473	2023.02.01 16:06	buy	737	1.00	1.23435	-	-	112.46	172368.99
1474	2023.02.01 20:42	buy	738	1.00	1.00019	-	-	88.59	172457.58
1475	2023.02.01 21:43	s/l	737	1.00	1.23533	-	-		
1476	2023.02.02 11:30	sell	739	1.00	1.23365	-	-		
1477	2023.02.02 12:30	s/l	739	1.00	1.23265	-	-	98.00	172555.58
1478	2023.02.02 16:34	sell	740	0.80	1.45380	-	-		
1479	2023.02.02 16:37	s/l	740	0.80	1.45280	-	-		
1480	2023.02.02 16:55	sell	741	1.00	1.09087	-	-	100.00	172655.58
1481	2023.02.02 17:16	s/l	741	1.00	1.08988	-	-		
1482	2023.02.03 16:37	s/l	738	1.00	1.00211	-	-	59.83	172715.41
1483	2023.02.07 19:53	buy	742	1.00	1.20686	-	-		
1484	2023.02.07 19:59	s/l	742	1.00	1.20886	-	-	99.00	172814.41
1485	2023.02.09 21:25	sell	743	1.00	1.07357	-	-	214.96	173029.37
1486	2023.02.10 04:58	sell	744	1.00	1.20956	-	-		
1487	2023.02.10 07:52	s/l	743	1.00	1.07257	-	-	200.00	173229.37
1488	2023.02.10 12:09	s/l	744	1.00	1.20856	-	-		
								105.52	173334.89
								100.00	173434.89

Strategy Tester Report

OneMillionFx_EA

KeyToMarkets-Demo (Build 1370)

Simbolo	AUDCAD (Australian Dollar vs Canadian Dollar)		
Periodo	4 Ore (H4) 2022.01.03 00:00 - 2023.01.30 20:00 (2022.01.01 - 2023.01.31)		
Modello	Ogni tick (il metodo precissimo sulla base di tutti gli intervalli di tempo minimi)		
Barre sotto esame	1786	Ticks adoperati per il modello	39496826
Errori di grafici	0	Qualita' del modello	99.90%
Deposito iniziale	100000.00	Spread	Variabile
Profitto totale netto	5574.68	Profitto lordo	10251.43
Fattore di profitto (profit factor)	2.19	Ricompensa attesa	55.19
Drawdown assoluto	5536.23	Drawdown massimo	6330.59 (6.28%)
		Drawdown relativo	6.28% (6330.59)
Operazioni totali	101	Posizioni al ribasso (vincite %)	53 (84.91%)
		Operazioni con profitto (% del totale)	87 (86.14%)
		Operazioni in perdita (% del totale)	14 (13.86%)
		Il piu' grande guadagno con profitto	200.00
		Il piu' grande guadagno in perdita	-708.39
		Media operazione con profitto	117.83
		Media operazione in perdita	-334.05
		Massimo vincite consecutive (profitto in denaro)	22 (1657.77)
		Massimo perdite consecutive (perdita in denaro)	2 (-850.06)
		Massimo profitto consecutivo (numero delle vincite)	1657.77 (22)
		Massimo perdita consecutiva (numero delle perdite)	-850.06 (2)
		Media vincite consecutive	7
		Media perdite consecutive	1



#	Data/Orario	Tipo	Ordine	Lotti	Prezzo	S / L	Take profit	Profitto	Saldo
1	2022.01.04 18:14	buy	1	0.80	0.91949	0.00000	0.92933		
2	2022.01.05 10:28	modify	1	0.80	0.91949	0.92049	0.92933		
3	2022.01.05 10:42	s/l	1	0.80	0.92049	0.92049	0.92933	56.90	100056.90
4	2022.01.06 05:13	sell	2	0.80	0.91931	0.00000	0.90953		
5	2022.01.06 06:21	modify	2	0.80	0.91931	0.91831	0.90953		
6	2022.01.06 06:21	s/l	2	0.80	0.91831	0.91831	0.90953	59.87	100116.77
7	2022.01.11 01:01	buy	3	0.80	0.90989	0.00000	0.91958		
8	2022.01.12 21:14	modify	3	0.80	0.90989	0.91089	0.91958		
9	2022.01.12 21:19	s/l	3	0.80	0.91089	0.91089	0.91958	56.89	100173.65
10	2022.01.14 10:41	sell	4	0.80	0.90911	0.00000	0.89934		
11	2022.01.14 10:59	modify	4	0.80	0.90911	0.90811	0.89934		
12	2022.01.14 10:59	s/l	4	0.80	0.90811	0.90811	0.89934	59.87	100233.52
13	2022.01.19 15:55	buy	5	0.80	0.90117	0.00000	0.91098		
14	2022.01.19 16:17	modify	5	0.80	0.90117	0.90217	0.91098		
15	2022.01.19 16:46	modify	5	0.80	0.90117	0.90317	0.91098		
16	2022.01.19 17:06	s/l	5	0.80	0.90317	0.90317	0.91098	119.17	100352.69
17	2022.01.21 01:30	sell	6	0.80	0.90158	0.00000	0.89181		
18	2022.01.21 03:13	modify	6	0.80	0.90158	0.90058	0.89181		
19	2022.01.21 03:13	s/l	6	0.80	0.90058	0.90058	0.89181		
20	2022.01.24 22:08	buy	7	0.80	0.90217	0.00000	0.91201	59.87	100412.56
21	2022.01.25 01:10	modify	7	0.80	0.90217	0.90317	0.91201		
22	2022.01.25 01:10	s/l	7	0.80	0.90298	0.90317	0.91201		
23	2022.01.26 17:00	sell	8	0.80	0.90186	0.00000	0.89234	45.52	100458.08
24	2022.01.26 21:46	modify	8	0.80	0.90186	0.90086	0.89234		
25	2022.01.26 21:46	s/l	8	0.80	0.90086	0.90086	0.89234		
26	2022.01.31 09:50	buy	9	0.80	0.89599	0.00000	0.90577	59.88	100517.96
27	2022.01.31 10:42	modify	9	0.80	0.89599	0.89699	0.90577		
28	2022.01.31 10:44	s/l	9	0.80	0.89698	0.89699	0.90577		
29	2022.01.31 17:58	sell	10	0.80	0.89564	0.00000	0.88583	59.28	100577.24
30	2022.02.02 02:25	sell	11	1.04	0.90564	0.00000	0.00000		
31	2022.02.04 15:54	close	10	0.80	0.90085	0.00000	0.88583		
32	2022.02.04 15:54	close	11	1.04	0.90085	0.00000	0.00000	-306.14	100271.09
33	2022.02.07 10:38	buy	12	0.80	0.90369	0.00000	0.91352	377.86	100648.96
34	2022.02.08 05:37	modify	12	0.80	0.90369	0.90469	0.91352		
35	2022.02.08 05:38	s/l	12	0.80	0.90469	0.90469	0.91352		
36	2022.02.11 04:27	sell	13	0.80	0.90972	0.00000	0.89993	56.90	100705.85
37	2022.02.11 06:25	modify	13	0.80	0.90972	0.90872	0.89993		
38	2022.02.11 06:28	s/l	13	0.80	0.90872	0.90872	0.89993		
39	2022.02.16 15:30	sell	14	0.80	0.90812	0.00000	0.89846		
40	2022.02.21 07:01	sell	15	1.04	0.91812	0.00000	0.00000	59.87	100765.72
41	2022.03.03 17:01	sell	16	1.35	0.92813	0.00000	0.00000		
42	2022.03.15 19:38	close	14	0.80	0.91959	0.00000	0.89846		
								-660.63	100105.10

43	2022.03.15 19:38	close	15	1.04	0.91959	0.00000	0.00000	-86.78	100018.31
44	2022.03.15 19:38	close	16	1.35	0.91959	0.00000	0.00000	879.11	100897.42
45	2022.03.21 11:43	sell	17	0.80	0.93089	0.00000	0.92112		
46	2022.03.22 04:28	modify	17	0.80	0.93089	0.92989	0.92112		
47	2022.03.22 04:29	s/l	17	0.80	0.92989	0.92989	0.92112	60.84	100958.26
48	2022.03.25 16:24	sell	18	0.80	0.94073	0.00000	0.93092		
49	2022.03.25 18:46	modify	18	0.80	0.94073	0.93973	0.93092		
50	2022.03.25 18:49	s/l	18	0.80	0.93974	0.93973	0.93092	59.27	101017.53
51	2022.03.28 07:22	buy	19	0.80	0.94067	0.00000	0.95047		
52	2022.04.04 18:12	modify	19	0.80	0.94067	0.94167	0.95047		
53	2022.04.04 18:29	modify	19	0.80	0.94067	0.94267	0.95047		
54	2022.04.04 18:54	s/l	19	0.80	0.94267	0.94267	0.95047	98.80	101116.33
55	2022.04.06 16:18	sell	20	0.80	0.94456	0.00000	0.93477		
56	2022.04.06 17:42	modify	20	0.80	0.94456	0.94356	0.93477		
57	2022.04.06 17:42	s/l	20	0.80	0.94356	0.94356	0.93477		
58	2022.04.12 05:10	buy	21	0.80	0.93879	0.00000	0.94855	59.87	101176.20
59	2022.04.12 09:42	modify	21	0.80	0.93879	0.93979	0.94855		
60	2022.04.12 09:43	s/l	21	0.80	0.93979	0.93979	0.94855		
61	2022.04.13 11:53	sell	22	0.80	0.93887	0.00000	0.92907	59.88	101236.08
62	2022.04.13 15:20	modify	22	0.80	0.93887	0.93787	0.92907		
63	2022.04.13 15:21	s/l	22	0.80	0.93787	0.93787	0.92907		
64	2022.04.19 16:14	buy	23	0.80	0.93048	0.00000	0.94029	59.87	101295.95
65	2022.04.19 17:12	modify	23	0.80	0.93048	0.93148	0.94029		
66	2022.04.19 17:14	s/l	23	0.80	0.93148	0.93148	0.94029		
67	2022.04.26 12:36	buy	24	0.80	0.91864	0.00000	0.92843	59.88	101355.83
68	2022.04.26 16:39	modify	24	0.80	0.91864	0.91964	0.92843		
69	2022.04.26 16:45	s/l	24	0.80	0.91963	0.91964	0.92843		
70	2022.04.28 10:19	buy	25	0.80	0.91519	0.00000	0.92497	59.28	101415.11
71	2022.04.28 10:38	modify	25	0.80	0.91519	0.91619	0.92497		
72	2022.04.28 10:40	s/l	25	0.80	0.91617	0.91619	0.92497		
73	2022.04.29 08:17	buy	26	0.80	0.91318	0.00000	0.92293	58.68	101473.79
74	2022.05.03 07:30	modify	26	0.80	0.91318	0.91418	0.92293		
75	2022.05.03 07:30	s/l	26	0.80	0.91415	0.91418	0.92293		
76	2022.05.03 22:51	sell	27	0.80	0.90987	0.00000	0.90009	52.09	101525.88
77	2022.05.04 21:44	sell	28	1.04	0.91989	0.00000	0.00000		
78	2022.05.05 17:00	close	27	0.80	0.91506	0.00000	0.90009		
79	2022.05.05 17:00	close	28	1.04	0.91506	0.00000	0.00000		
80	2022.05.11 08:00	buy	29	0.80	0.90574	0.00000	0.91550	-306.86	101219.03
81	2022.05.11 10:16	modify	29	0.80	0.90574	0.90674	0.91550	379.69	101598.72
82	2022.05.11 10:16	s/l	29	0.80	0.90674	0.90674	0.91550		
83	2022.05.11 15:30	sell	30	0.80	0.90519	0.00000	0.89567		
84	2022.05.11 15:51	modify	30	0.80	0.90519	0.90419	0.89567	59.88	101658.60
85	2022.05.11 15:52	s/l	30	0.80	0.90419	0.90419	0.89567		
86	2022.05.11 17:58	sell	31	0.80	0.90494	0.00000	0.89513		
87	2022.05.11 19:19	modify	31	0.80	0.90494	0.90394	0.89513	59.87	101718.47
88	2022.05.11 19:20	s/l	31	0.80	0.90395	0.90394	0.89513		
89	2022.05.16 04:00	buy	32	0.80	0.89684	0.00000	0.90656		
90	2022.05.17 04:55	modify	32	0.80	0.89684	0.89784	0.90656	59.27	101777.74
91	2022.05.17 05:19	s/l	32	0.80	0.89782	0.89784	0.90656		
92	2022.05.18 17:11	sell	33	0.80	0.89793	0.00000	0.88810		
93	2022.05.18 17:40	modify	33	0.80	0.89793	0.89693	0.88810	55.69	101833.42
94	2022.05.18 17:41	s/l	33	0.80	0.89694	0.89693	0.88810		
95	2022.05.20 05:11	sell	34	0.80	0.89956	0.00000	0.88981		
96	2022.05.23 08:49	sell	35	1.04	0.90957	0.00000	0.00000	59.27	101892.69
97	2022.05.24 11:57	close	34	0.80	0.90477	0.00000	0.88981		
98	2022.05.24 11:57	close	35	1.04	0.90477	0.00000	0.00000		
99	2022.05.30 17:44	sell	36	0.80	0.90912	0.00000	0.89931	-309.99	101582.70
100	2022.05.31 15:26	modify	36	0.80	0.90912	0.90812	0.89931	374.84	101957.54
101	2022.05.31 15:26	s/l	36	0.80	0.90812	0.90812	0.89931		
102	2022.06.01 12:58	buy	37	0.80	0.90978	0.00000	0.91960		
103	2022.06.01 15:16	modify	37	0.80	0.90978	0.91078	0.91960		
104	2022.06.01 15:16	s/l	37	0.80	0.91078	0.91078	0.91960	60.84	102018.38
105	2022.06.03 15:30	sell	38	0.80	0.91021	0.00000	0.90091		
106	2022.06.03 15:41	modify	38	0.80	0.91021	0.90921	0.90091		
107	2022.06.03 15:46	s/l	38	0.80	0.90922	0.90921	0.90091	59.88	102078.26
108	2022.06.08 17:18	buy	39	0.80	0.90494	0.00000	0.91475		
109	2022.06.10 10:40	modify	39	0.80	0.90494	0.90594	0.91475	59.27	102137.53

110	2022.06.10 10:41	s/l	39	0.80	0.90594	0.90594	0.91475	47.90	102185.43
111	2022.06.10 15:32	sell	40	0.80	0.90255	0.00000	0.89278		
112	2022.06.10 17:30	modify	40	0.80	0.90255	0.90155	0.89278		
113	2022.06.10 17:30	s/l	40	0.80	0.90155	0.90155	0.89278	59.87	102245.30
114	2022.06.15 08:33	buy	41	0.80	0.89493	0.00000	0.90469		
115	2022.06.15 10:34	modify	41	0.80	0.89493	0.89593	0.90469		
116	2022.06.15 10:34	s/l	41	0.80	0.89593	0.89593	0.90469	59.88	102305.18
117	2022.06.17 17:19	sell	42	0.80	0.90383	0.00000	0.89400		
118	2022.06.17 17:54	modify	42	0.80	0.90383	0.90283	0.89400		
119	2022.06.17 17:55	s/l	42	0.80	0.90284	0.90283	0.89400	59.27	102364.45
120	2022.06.23 22:51	buy	43	0.80	0.89705	0.00000	0.90684		
121	2022.06.29 09:11	buy	44	1.04	0.88724	0.00000	0.00000		
122	2022.07.01 14:52	buy	45	1.35	0.87724	0.00000	0.00000		
123	2022.07.05 04:31	close	43	0.80	0.88572	0.00000	0.90684		
124	2022.07.05 04:31	close	44	1.04	0.88572	0.00000	0.00000	-708.39	101656.06
125	2022.07.05 04:31	close	45	1.35	0.88572	0.00000	0.00000	-141.67	101514.39
126	2022.07.08 19:43	sell	46	0.80	0.88644	0.00000	0.87665	846.79	102361.17
127	2022.07.11 04:16	modify	46	0.80	0.88644	0.88544	0.87665		
128	2022.07.11 04:16	s/l	46	0.80	0.88545	0.88544	0.87665		
129	2022.07.13 04:02	buy	47	0.80	0.88039	0.00000	0.89015	60.24	102421.41
130	2022.07.13 10:19	modify	47	0.80	0.88039	0.88139	0.89015		
131	2022.07.13 10:19	s/l	47	0.80	0.88139	0.88139	0.89015		
132	2022.07.18 16:13	sell	48	0.80	0.88372	0.00000	0.87391	59.88	102481.29
133	2022.07.22 16:45	sell	49	1.04	0.89374	0.00000	0.00000		
134	2022.07.29 16:36	close	48	0.80	0.88894	0.00000	0.87391		
135	2022.07.29 16:36	close	49	1.04	0.88894	0.00000	0.00000	-299.99	102181.30
136	2022.07.29 18:02	buy	50	0.80	0.89487	0.00000	0.90467	382.41	102563.71
137	2022.07.29 21:40	modify	50	0.80	0.89487	0.89587	0.90467		
138	2022.07.29 21:41	s/l	50	0.80	0.89587	0.89587	0.90467		
139	2022.08.02 07:55	sell	51	0.80	0.89655	0.00000	0.88683	59.88	102623.59
140	2022.08.02 08:29	modify	51	0.80	0.89655	0.89555	0.88683		
141	2022.08.02 08:29	s/l	51	0.80	0.89556	0.89555	0.88683		
142	2022.08.04 04:31	buy	52	0.80	0.89375	0.00000	0.90346	59.28	102682.87
143	2022.08.04 09:24	modify	52	0.80	0.89375	0.89475	0.90346		
144	2022.08.04 09:24	s/l	52	0.80	0.89475	0.89475	0.90346		
145	2022.08.09 00:22	sell	53	0.80	0.89566	0.00000	0.88853	59.88	102742.75
146	2022.08.10 15:33	sell	54	1.04	0.90568	0.00000	0.00000		
147	2022.08.17 04:30	close	53	0.80	0.90088	0.00000	0.88853		
148	2022.08.17 04:30	close	54	1.04	0.90088	0.00000	0.00000		
149	2022.08.19 09:23	buy	55	0.80	0.89687	0.00000	0.90663	-304.83	102437.91
150	2022.08.22 12:56	modify	55	0.80	0.89687	0.89787	0.90663	382.43	102820.34
151	2022.08.22 12:57	s/l	55	0.80	0.89787	0.89787	0.90663		
152	2022.08.22 18:30	sell	56	0.80	0.89532	0.00000	0.88559		
153	2022.09.01 17:55	modify	56	0.80	0.89532	0.89432	0.88559	56.90	102877.24
154	2022.09.01 17:55	s/l	56	0.80	0.89433	0.89432	0.88559		
155	2022.09.02 15:30	buy	57	0.80	0.89698	0.00000	0.90662		
156	2022.09.02 15:30	modify	57	0.80	0.89698	0.89798	0.90662	70.87	102948.11
157	2022.09.02 15:30	s/l	57	0.80	0.89798	0.89798	0.90662		
158	2022.09.06 00:28	buy	58	0.80	0.89421	0.00000	0.90343		
159	2022.09.07 03:18	buy	59	1.04	0.88450	0.00000	0.00000	59.88	103007.99
160	2022.09.09 06:53	close	58	0.80	0.88917	0.00000	0.90343		
161	2022.09.09 06:53	close	59	1.04	0.88917	0.00000	0.00000		
162	2022.09.13 15:30	sell	60	0.80	0.89154	0.00000	0.88318	-316.79	102691.20
163	2022.09.13 15:33	modify	60	0.80	0.89154	0.89054	0.88318	347.99	103039.19
164	2022.09.13 15:33	s/l	60	0.80	0.89054	0.89054	0.88318		
165	2022.09.15 04:27	buy	61	0.80	0.88979	0.00000	0.89951		
166	2022.09.16 21:27	modify	61	0.80	0.88979	0.89079	0.89951	59.87	103099.06
167	2022.09.16 21:28	s/l	61	0.80	0.89079	0.89079	0.89951		
168	2022.09.20 15:29	sell	62	0.80	0.88979	0.00000	0.88029		
169	2022.09.23 13:58	modify	62	0.80	0.88979	0.88879	0.88029	56.89	103155.95
170	2022.09.23 13:58	s/l	62	0.80	0.88880	0.88879	0.88029		
171	2022.09.26 19:06	buy	63	0.80	0.89055	0.00000	0.90030		
172	2022.09.28 07:11	buy	64	1.04	0.88080	0.00000	0.00000		
173	2022.09.28 17:40	close	63	0.80	0.88548	0.00000	0.90030	64.10	103220.05
174	2022.09.28 17:40	close	64	1.04	0.88548	0.00000	0.00000		
175	2022.10.04 09:40	buy	65	0.80	0.88723	0.00000	0.89693		
176	2022.10.04 09:46	modify	65	0.80	0.88723	0.88823	0.89693	-309.61	102910.44
								364.34	103274.78

177	2022.10.04 09:46	s/l	65	0.80	0.88823	0.88823	0.89693	59.88	103334.66
178	2022.10.04 17:42	buy	66	0.80	0.88649	0.00000	0.89632		
179	2022.10.04 20:12	buy	67	1.04	0.87673	0.00000	0.00000		
180	2022.10.05 04:28	close	66	0.80	0.88141	0.00000	0.89632	-307.21	103027.45
181	2022.10.05 04:28	close	67	1.04	0.88141	0.00000	0.00000	360.46	103387.91
182	2022.10.12 21:09	buy	68	0.80	0.86631	0.00000	0.87603		
183	2022.10.12 21:12	modify	68	0.80	0.86631	0.86731	0.87603		
184	2022.10.12 21:13	s/l	68	0.80	0.86731	0.86731	0.87603	59.89	103447.80
185	2022.10.13 20:23	buy	69	0.80	0.86618	0.00000	0.87594		
186	2022.10.14 03:07	modify	69	0.80	0.86618	0.86718	0.87594		
187	2022.10.14 03:07	s/l	69	0.80	0.86717	0.86718	0.87594	56.29	103504.08
188	2022.10.17 18:49	buy	70	0.80	0.86512	0.00000	0.87484		
189	2022.10.18 13:18	modify	70	0.80	0.86512	0.86612	0.87484		
190	2022.10.18 13:18	s/l	70	0.80	0.86612	0.86612	0.87484		
191	2022.10.20 13:40	buy	71	0.80	0.86506	0.00000	0.87474	56.90	103560.98
192	2022.10.20 14:58	modify	71	0.80	0.86506	0.86606	0.87474		
193	2022.10.20 14:58	s/l	71	0.80	0.86601	0.86606	0.87474		
194	2022.10.21 16:02	buy	72	0.80	0.86426	0.00000	0.87394	56.89	103617.87
195	2022.10.21 16:45	modify	72	0.80	0.86426	0.86526	0.87394		
196	2022.10.21 16:45	s/l	72	0.80	0.86525	0.86526	0.87394		
197	2022.10.24 09:52	sell	73	0.80	0.86492	0.00000	0.85527	59.29	103677.16
198	2022.10.24 11:10	modify	73	0.80	0.86492	0.86392	0.85527		
199	2022.10.24 11:10	s/l	73	0.80	0.86396	0.86392	0.85527		
200	2022.10.27 23:59	sell	74	0.80	0.87467	0.00000	0.86570	57.48	103734.64
201	2022.10.28 10:11	modify	74	0.80	0.87467	0.87367	0.86570		
202	2022.10.28 10:11	s/l	74	0.80	0.87367	0.87367	0.86570		
203	2022.11.01 11:08	buy	75	0.80	0.87311	0.00000	0.88282	60.85	103795.48
204	2022.11.01 15:15	modify	75	0.80	0.87311	0.87411	0.88282		
205	2022.11.01 15:15	s/l	75	0.80	0.87411	0.87411	0.88282		
206	2022.11.02 05:55	buy	76	0.80	0.87241	0.00000	0.88212	59.89	103855.37
207	2022.11.02 06:30	modify	76	0.80	0.87241	0.87341	0.88212		
208	2022.11.02 06:30	s/l	76	0.80	0.87338	0.87341	0.88212		
209	2022.11.02 22:20	sell	77	0.80	0.87223	0.00000	0.86254	58.09	103913.46
210	2022.11.02 22:25	modify	77	0.80	0.87223	0.87123	0.86254		
211	2022.11.02 22:25	s/l	77	0.80	0.87123	0.87123	0.86254		
212	2022.11.03 07:12	buy	78	0.80	0.87218	0.00000	0.88188	59.88	103973.34
213	2022.11.04 17:16	modify	78	0.80	0.87218	0.87318	0.88188		
214	2022.11.04 17:16	s/l	78	0.80	0.87318	0.87318	0.88188		
215	2022.11.09 00:03	sell	79	0.80	0.87226	0.00000	0.86404	56.89	104030.23
216	2022.11.09 11:57	modify	79	0.80	0.87226	0.87126	0.86404		
217	2022.11.09 11:57	s/l	79	0.80	0.87127	0.87126	0.86404		
218	2022.11.10 15:30	buy	80	0.80	0.87342	0.00000	0.88193	59.28	104089.51
219	2022.11.10 15:30	modify	80	0.80	0.87342	0.87442	0.88193		
220	2022.11.10 15:30	s/l	80	0.80	0.87442	0.87442	0.88193		
221	2022.11.17 05:12	sell	81	0.80	0.89574	0.00000	0.88603	59.88	104149.39
222	2022.11.17 11:29	modify	81	0.80	0.89574	0.89474	0.88603		
223	2022.11.17 11:29	s/l	81	0.80	0.89476	0.89474	0.88603		
224	2022.11.18 11:32	buy	82	0.80	0.89525	0.00000	0.90499	58.68	104208.07
225	2022.11.18 14:20	modify	82	0.80	0.89525	0.89625	0.90499		
226	2022.11.18 14:40	s/l	82	0.80	0.89624	0.89625	0.90499		
227	2022.11.28 00:00	sell	83	0.80	0.89899	0.00000	0.89051	59.28	104267.35
228	2022.11.28 04:07	modify	83	0.80	0.89899	0.89799	0.89051		
229	2022.11.28 04:07	s/l	83	0.80	0.89799	0.89799	0.89051		
230	2022.11.29 05:24	buy	84	0.80	0.90042	0.00000	0.91015	59.88	104327.23
231	2022.11.29 09:46	modify	84	0.80	0.90042	0.90142	0.91015		
232	2022.11.29 09:46	s/l	84	0.80	0.90139	0.90142	0.91015		
233	2022.12.02 15:30	sell	85	0.80	0.91210	0.00000	0.90285	58.09	104385.32
234	2022.12.02 15:37	modify	85	0.80	0.91210	0.91110	0.90285		
235	2022.12.02 15:37	s/l	85	0.80	0.91112	0.91110	0.90285		
236	2022.12.06 05:36	buy	86	0.80	0.91418	0.00000	0.92394	58.68	104444.00
237	2022.12.06 06:27	modify	86	0.80	0.91418	0.91518	0.92394		
238	2022.12.06 06:27	s/l	86	0.80	0.91518	0.91518	0.92394		
239	2022.12.12 17:06	sell	87	0.80	0.92244	0.00000	0.91273	59.89	104503.89
240	2022.12.12 18:10	modify	87	0.80	0.92244	0.92144	0.91273		
241	2022.12.12 18:40	modify	87	0.80	0.92244	0.92044	0.91273		
242	2022.12.12 18:48	s/l	87	0.80	0.92046	0.92044	0.91273		
243	2022.12.14 21:39	sell	88	0.80	0.92587	0.00000	0.91616	118.55	104622.44

244	2022.12.15 09:44	modify	88	0.80	0.92587	0.92487	0.91616		
245	2022.12.15 09:44	s/l	88	0.80	0.92487	0.92487	0.91616	62.78	104685.22
246	2022.12.19 12:06	buy	89	0.80	0.91780	0.00000	0.92756		
247	2022.12.20 14:23	buy	90	1.04	0.90805	0.00000	0.00000		
248	2022.12.21 15:02	close	89	0.80	0.91275	0.00000	0.92756	-308.41	104376.81
249	2022.12.21 15:02	close	90	1.04	0.91275	0.00000	0.00000	362.01	104738.82
250	2022.12.22 18:28	sell	91	0.80	0.91123	0.00000	0.90147		
251	2022.12.22 19:08	modify	91	0.80	0.91123	0.91023	0.90147		
252	2022.12.22 19:09	s/l	91	0.80	0.91023	0.91023	0.90147	59.88	104798.70
253	2022.12.27 13:10	sell	92	0.80	0.91217	0.00000	0.90240		
254	2022.12.27 15:31	modify	92	0.80	0.91217	0.91117	0.90240		
255	2022.12.27 15:31	s/l	92	0.80	0.91117	0.91117	0.90240	59.89	104858.59
256	2022.12.29 11:29	sell	93	0.80	0.91400	0.00000	0.90425		
257	2022.12.29 13:06	modify	93	0.80	0.91400	0.91300	0.90425		
258	2022.12.29 13:10	s/l	93	0.80	0.91300	0.91300	0.90425		
259	2023.01.03 00:53	sell	94	0.80	0.91999	0.00000	0.91310	59.88	104918.47
260	2023.01.03 09:57	modify	94	0.80	0.91999	0.91899	0.91310		
261	2023.01.03 10:09	modify	94	0.80	0.91999	0.91799	0.91310		
262	2023.01.03 10:18	modify	94	0.80	0.91999	0.91699	0.91310		
263	2023.01.03 10:28	modify	94	0.80	0.91999	0.91599	0.91310		
264	2023.01.03 10:32	modify	94	0.80	0.91999	0.91499	0.91310		
265	2023.01.03 10:39	s/l	94	0.80	0.91500	0.91499	0.91310		
266	2023.01.03 15:52	buy	95	0.80	0.92096	0.00000	0.93080	298.81	105217.28
267	2023.01.04 03:20	modify	95	0.80	0.92096	0.92196	0.93080		
268	2023.01.04 03:21	s/l	95	0.80	0.92196	0.92196	0.93080		
269	2023.01.04 20:44	sell	96	0.80	0.92290	0.00000	0.91313	56.90	105274.17
270	2023.01.04 21:02	modify	96	0.80	0.92290	0.92190	0.91313		
271	2023.01.04 21:02	s/l	96	0.80	0.92191	0.92190	0.91313		
272	2023.01.10 09:28	sell	97	0.80	0.92301	0.00000	0.91323	59.29	105333.46
273	2023.01.10 13:15	modify	97	0.80	0.92301	0.92201	0.91323		
274	2023.01.10 13:15	s/l	97	0.80	0.92202	0.92201	0.91323		
275	2023.01.12 16:45	sell	98	0.80	0.92642	0.00000	0.91666	59.28	105392.74
276	2023.01.16 03:54	sell	99	1.04	0.93642	0.00000	0.00000		
277	2023.01.16 10:52	close	98	0.80	0.93162	0.00000	0.91666		
278	2023.01.16 10:52	close	99	1.04	0.93162	0.00000	0.00000	-309.45	105083.30
279	2023.01.19 02:30	sell	100	0.80	0.93500	0.00000	0.92540	373.66	105456.96
280	2023.01.19 02:39	modify	100	0.80	0.93500	0.93400	0.92540		
281	2023.01.19 02:43	s/l	100	0.80	0.93403	0.93400	0.92540		
282	2023.01.26 18:20	sell	101	0.80	0.94658	0.00000	0.93679		
283	2023.01.27 17:46	modify	101	0.80	0.94658	0.94558	0.93679	58.08	105515.04
284	2023.01.27 17:46	s/l	101	0.80	0.94560	0.94558	0.93679		
								59.65	105574.68



Strategy Tester Report

OneMillionFx_EA

KeyToMarkets-Demo (Build 1370)

Simbolo	EURCAD (Euro vs Canadian Dollar)		
Periodo	4 Ore (H4) 2022.01.03 00:00 - 2023.02.03 20:00 (2022.01.01 - 2023.02.05)		
Modello	Ogni tick (il metodo precisissimo sulla base di tutti gli intervalli di tempo minimi)		
Parametri	separe_1="--- SETTING 1°ORDINE ---"; lotti=0.8; target_1=100; separe_2="--- MAGIC NUMBER ---"; magic_1=12345; separe_4="--- SETTING GRIGLIA ---"; distanzaGrid=100; moltiplicat=1.3; profitGrid=60; separe_5="--- TRAILING STOP ---"; attivaTS=13; distanzaTS=10; separe_6="--- EQUITY PROTECTION ---"; balance=100000; maxLoss=100;		
Barre sotto esame	1810Ticks adoperati per il modello	35033206Qualita' del modello	99.90%
Errori di grafici	0		
Deposito iniziale	100000.00	Spread	Variabile
Profitto totale netto	5736.94 Profitto lordo	13660.33 Perdita lorda	-7923.38
Fattore di profitto (profit factor)	1.72Ricompensa attesa	48.62	
Drawdown assoluto	2846.41Drawdown massimo	4344.08 (4.28%)Drawdown relativo	4.28% (4344.08)
Operazioni totali	118Posizioni al ribasso (vincite %)	66 (80.30%)Posizioni al rialzo (vincite %)	52 (80.77%)
	Operazioni con profitto (% del totale)	95 (80.51%)Operazioni in perdita (% del totale)	23 (19.49%)
Il piu' grande guadagno	operazione con profitto	operazione in perdita (1019.09)	1019.09 (12)perdita
	Mediaoperazione con profitto	operazione in perdita delle perdite)	-718.33
	Massimovincite consecutive (profitto in denaro)	perdite consecutive (perdita in denaro)	2 (-883.59)
	Massimaleprofitto consecutivo (numero delle vincite)		-883.59 (2)
	Mediavincite consecutive	5 perdite consecutive	1



#	Data/Orario	Tipo	Ordine	Lotti	Prezzo	S / L	Take profit	Profitto	Saldo
1	2022.01.05 10:21	buy	1	0.80	1.43804	0.00000	1.44784		
2	2022.01.05 13:07	modify	1	0.80	1.43804	1.43904	1.44784		
3	2022.01.05 13:08	s/l	1	0.80	1.43902	1.43904	1.44784	58.63	100058.63
4	2022.01.06 18:09	sell	2	0.80	1.43949	0.00000	1.42971		
5	2022.01.06 19:09	modify	2	0.80	1.43949	1.43849	1.42971		
6	2022.01.06 19:11	s/l	2	0.80	1.43850	1.43849	1.42971	59.23	100117.86
7	2022.01.12 21:39	buy	3	0.80	1.43143	0.00000	1.44118		
8	2022.01.13 12:12	modify	3	0.80	1.43143	1.43243	1.44118		
9	2022.01.13 12:13	s/l	3	0.80	1.43243	1.43243	1.44118	38.12	100155.98
10	2022.01.14 10:56	sell	4	0.80	1.43050	0.00000	1.42074		
11	2022.01.14 13:28	modify	4	0.80	1.43050	1.42950	1.42074		
12	2022.01.14 13:30	s/l	4	0.80	1.42951	1.42950	1.42074		
13	2022.01.21 03:12	buy	5	0.80	1.41720	0.00000	1.42709	59.22	100215.20
14	2022.01.21 04:47	modify	5	0.80	1.41720	1.41820	1.42709		
15	2022.01.21 04:47	s/l	5	0.80	1.41817	1.41820	1.42709		
16	2022.01.25 12:30	sell	6	0.80	1.42526	0.00000	1.41548	58.04	100273.24
17	2022.01.25 16:19	modify	6	0.80	1.42526	1.42426	1.41548		
18	2022.01.25 16:27	s/l	6	0.80	1.42426	1.42426	1.41548		
19	2022.01.26 17:00	buy	7	0.80	1.42757	0.00000	1.43695	59.82	100333.06
20	2022.01.27 13:54	buy	8	1.04	1.41779	0.00000	0.00000		
21	2022.01.28 11:02	close	7	0.80	1.42249	0.00000	1.43695		
22	2022.01.28 11:02	close	8	1.04	1.42249	0.00000	0.00000	-332.89	100000.17
23	2022.02.07 16:51	sell	9	0.80	1.45180	0.00000	1.44200	356.17	100356.34
24	2022.02.07 17:51	modify	9	0.80	1.45180	1.45080	1.44200		
25	2022.02.07 17:52	s/l	9	0.80	1.45081	1.45080	1.44200		
26	2022.02.10 16:00	buy	10	0.80	1.44962	0.00000	1.45941	59.23	100415.57
27	2022.02.10 17:17	modify	10	0.80	1.44962	1.45062	1.45941		
28	2022.02.10 17:17	s/l	10	0.80	1.45062	1.45062	1.45941		
29	2022.02.11 06:28	sell	11	0.80	1.45017	0.00000	1.44038	59.84	100475.41
30	2022.02.11 09:13	modify	11	0.80	1.45017	1.44917	1.44038		
31	2022.02.11 09:14	s/l	11	0.80	1.44918	1.44917	1.44038		
32	2022.02.15 15:36	buy	12	0.80	1.44492	0.00000	1.45475	59.23	100534.64
33	2022.02.15 16:50	modify	12	0.80	1.44492	1.44592	1.45475		
34	2022.02.15 16:51	s/l	12	0.80	1.44592	1.44592	1.45475		
35	2022.02.18 19:26	sell	13	0.80	1.44270	0.00000	1.43290	59.83	100594.47
36	2022.02.22 05:39	modify	13	0.80	1.44270	1.44170	1.43290		
37	2022.02.22 05:41	s/l	13	0.80	1.44170	1.44170	1.43290		
38	2022.02.25 16:50	buy	14	0.80	1.43674	0.00000	1.44655	67.25	100661.72

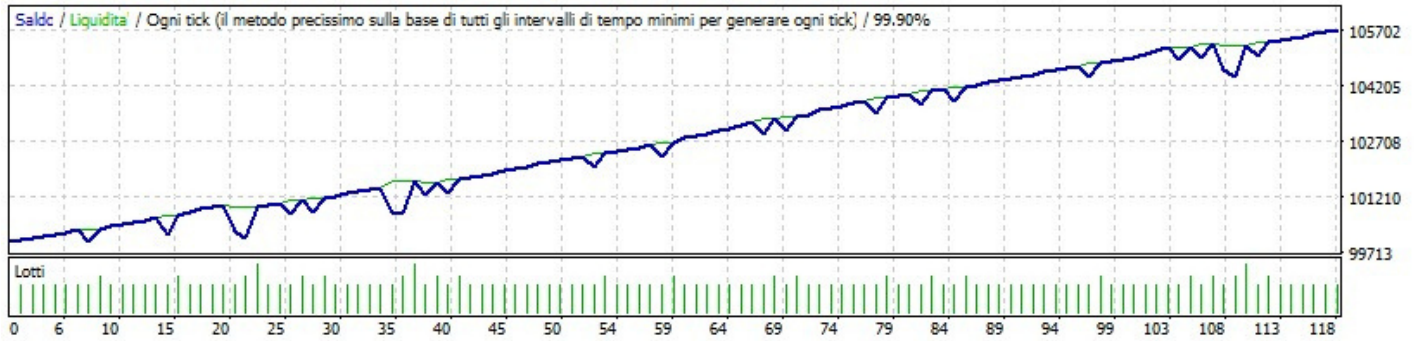
39	2022.02.28 00:03	buy	15	1.04	1.42308	0.00000	0.00000		
40	2022.02.28 09:34	close	14	0.80	1.42947	0.00000	1.44655	-442.26	100219.46
41	2022.02.28 09:34	close	15	1.04	1.42947	0.00000	0.00000	497.07	100716.53
42	2022.03.07 20:26	buy	16	0.80	1.39378	0.00000	1.40353		
43	2022.03.08 10:10	modify	16	0.80	1.39378	1.39478	1.40353		
44	2022.03.08 10:10	modify	16	0.80	1.39378	1.39578	1.40353		
45	2022.03.08 10:11	s/l	16	0.80	1.39575	1.39578	1.40353	110.64	100827.18
46	2022.03.10 16:34	sell	17	0.80	1.40913	0.00000	1.39940		
47	2022.03.10 16:39	modify	17	0.80	1.40913	1.40813	1.39940		
48	2022.03.10 16:39	s/l	17	0.80	1.40813	1.40813	1.39940	59.83	100887.01
49	2022.03.14 18:51	buy	18	0.80	1.40176	0.00000	1.41155		
50	2022.03.14 18:56	modify	18	0.80	1.40176	1.40276	1.41155		
51	2022.03.14 18:56	s/l	18	0.80	1.40276	1.40276	1.41155		
52	2022.03.15 19:37	sell	19	0.80	1.40052	0.00000	1.39077	59.84	100946.85
53	2022.03.15 19:52	modify	19	0.80	1.40052	1.39952	1.39077		
54	2022.03.15 19:54	s/l	19	0.80	1.39954	1.39952	1.39077		
55	2022.03.22 17:27	buy	20	0.80	1.39067	0.00000	1.40046	58.63	101005.48
56	2022.03.23 16:39	buy	21	1.04	1.38091	0.00000	0.00000		
57	2022.03.25 21:33	buy	22	1.35	1.37093	0.00000	0.00000		
58	2022.03.28 17:07	close	20	0.80	1.37939	0.00000	1.40046		
59	2022.03.28 17:07	close	21	1.04	1.37939	0.00000	0.00000	-718.33	100287.15
60	2022.03.28 17:07	close	22	1.35	1.37939	0.00000	0.00000	-165.26	100121.89
61	2022.03.31 16:12	sell	23	0.80	1.38820	0.00000	1.37840	841.98	100963.86
62	2022.03.31 16:13	modify	23	0.80	1.38820	1.38720	1.37840		
63	2022.03.31 16:13	s/l	23	0.80	1.38721	1.38720	1.37840		
64	2022.04.06 21:23	buy	24	0.80	1.36686	0.00000	1.37657	59.23	101023.09
65	2022.04.07 01:56	modify	24	0.80	1.36686	1.36786	1.37657		
66	2022.04.07 02:01	s/l	24	0.80	1.36785	1.36786	1.37657		
67	2022.04.08 08:18	sell	25	0.80	1.36645	0.00000	1.35669	37.52	101060.62
68	2022.04.12 12:59	sell	26	1.04	1.37645	0.00000	0.00000		
69	2022.04.12 14:50	close	25	0.80	1.37166	0.00000	1.35669		
70	2022.04.12 14:50	close	26	1.04	1.37166	0.00000	0.00000	-304.27	100756.34
71	2022.04.18 12:40	buy	27	0.80	1.36468	0.00000	1.37445	372.54	101128.88
72	2022.04.19 08:56	buy	28	1.04	1.35481	0.00000	0.00000		
73	2022.04.19 11:55	close	27	0.80	1.35956	0.00000	1.37445		
74	2022.04.19 11:55	close	28	1.04	1.35956	0.00000	0.00000	-313.59	100815.30
75	2022.04.21 09:34	buy	29	0.80	1.35878	0.00000	1.36852	369.48	101184.78
76	2022.04.21 09:41	modify	29	0.80	1.35878	1.35978	1.36852		
77	2022.04.21 09:41	s/l	29	0.80	1.35978	1.35978	1.36852		
78	2022.04.25 17:52	sell	30	0.80	1.36634	0.00000	1.35660		
79	2022.04.25 21:33	modify	30	0.80	1.36634	1.36534	1.35660	59.83	101244.61
80	2022.04.25 21:33	s/l	30	0.80	1.36534	1.36534	1.35660		
81	2022.04.29 18:17	buy	31	0.80	1.34979	0.00000	1.35955		
82	2022.04.29 19:12	modify	31	0.80	1.34979	1.35079	1.35955	59.83	101304.44
83	2022.04.29 19:12	s/l	31	0.80	1.35079	1.35079	1.35955		
84	2022.05.11 12:16	sell	32	0.80	1.36935	0.00000	1.35958		
85	2022.05.11 13:36	modify	32	0.80	1.36935	1.36835	1.35958	59.83	101364.27
86	2022.05.11 13:36	s/l	32	0.80	1.36838	1.36835	1.35958		
87	2022.05.17 13:19	buy	33	0.80	1.34634	0.00000	1.35603		
88	2022.05.17 13:25	modify	33	0.80	1.34634	1.34734	1.35603	58.03	101422.30
89	2022.05.17 13:25	s/l	33	0.80	1.34734	1.34734	1.35603		
90	2022.05.20 11:19	sell	34	0.80	1.35103	0.00000	1.34128		
91	2022.05.23 11:53	sell	35	1.04	1.36103	0.00000	0.00000	59.83	101482.13
92	2022.05.24 10:04	sell	36	1.35	1.37103	0.00000	0.00000		
93	2022.05.31 03:44	close	34	0.80	1.36250	0.00000	1.34128		
94	2022.05.31 03:44	close	35	1.04	1.36250	0.00000	0.00000		
95	2022.05.31 03:44	close	36	1.35	1.36250	0.00000	0.00000	-652.86	100829.27
96	2022.06.02 16:05	buy	37	0.80	1.35413	0.00000	1.36389	-75.77	100753.50
97	2022.06.06 16:15	buy	38	1.04	1.34433	0.00000	0.00000	904.99	101658.49
98	2022.06.09 14:43	close	37	0.80	1.34904	0.00000	1.36389		
99	2022.06.09 14:43	close	38	1.04	1.34904	0.00000	0.00000		
100	2022.06.09 14:45	sell	39	0.80	1.34376	0.00000	1.33409		
101	2022.06.09 15:26	sell	40	1.04	1.35381	0.00000	0.00000	-355.22	101303.27
102	2022.06.09 16:06	close	39	0.80	1.34900	0.00000	1.33409	319.35	101622.62
103	2022.06.09 16:06	close	40	1.04	1.34900	0.00000	0.00000		
104	2022.06.14 17:39	sell	41	0.80	1.34520	0.00000	1.33540		
105	2022.06.14 17:50	modify	41	0.80	1.34520	1.34420	1.33540	-313.50	101309.12
								374.10	101683.22

106	2022.06.14 17:51	s/l	41	0.80	1.34420	1.34420	1.33540	59.83	101743.05
107	2022.06.15 16:42	sell	42	0.80	1.34753	0.00000	1.33775		
108	2022.06.15 17:47	modify	42	0.80	1.34753	1.34653	1.33775		
109	2022.06.15 17:50	s/l	42	0.80	1.34654	1.34653	1.33775	59.23	101802.28
110	2022.06.21 00:01	sell	43	0.80	1.36371	0.00000	1.35560		
111	2022.06.21 06:39	modify	43	0.80	1.36371	1.36271	1.35560		
112	2022.06.21 06:42	s/l	43	0.80	1.36272	1.36271	1.35560	59.23	101861.51
113	2022.06.21 11:58	buy	44	0.80	1.36568	0.00000	1.37547		
114	2022.06.21 13:36	modify	44	0.80	1.36568	1.36668	1.37547		
115	2022.06.21 13:37	s/l	44	0.80	1.36667	1.36668	1.37547	59.24	101920.75
116	2022.06.22 11:21	buy	45	0.80	1.36465	0.00000	1.37440		
117	2022.06.22 12:57	modify	45	0.80	1.36465	1.36565	1.37440		
118	2022.06.22 12:58	s/l	45	0.80	1.36565	1.36565	1.37440	59.84	101980.59
119	2022.06.23 10:30	sell	46	0.80	1.36453	0.00000	1.35482		
120	2022.06.23 10:41	modify	46	0.80	1.36453	1.36353	1.35482		
121	2022.06.23 10:41	s/l	46	0.80	1.36354	1.36353	1.35482	59.23	102039.82
122	2022.06.27 13:30	buy	47	0.80	1.36468	0.00000	1.37445		
123	2022.06.27 16:45	modify	47	0.80	1.36468	1.36568	1.37445		
124	2022.06.27 16:45	s/l	47	0.80	1.36568	1.36568	1.37445		
125	2022.07.01 00:24	buy	48	0.80	1.35034	0.00000	1.35985	59.83	102099.65
126	2022.07.01 07:54	modify	48	0.80	1.35034	1.35134	1.35985		
127	2022.07.01 07:56	s/l	48	0.80	1.35133	1.35134	1.35985		
128	2022.07.13 13:28	buy	49	0.80	1.30894	0.00000	1.31871	59.23	102158.88
129	2022.07.13 15:29	modify	49	0.80	1.30894	1.30994	1.31871		
130	2022.07.13 15:29	s/l	49	0.80	1.30980	1.30994	1.31871		
131	2022.07.13 17:47	buy	50	0.80	1.30824	0.00000	1.31798	51.45	102210.33
132	2022.07.13 17:48	modify	50	0.80	1.30824	1.30924	1.31798		
133	2022.07.13 17:48	s/l	50	0.80	1.30922	1.30924	1.31798		
134	2022.07.14 10:37	buy	51	0.80	1.30563	0.00000	1.31546	58.64	102268.97
135	2022.07.14 10:51	modify	51	0.80	1.30563	1.30663	1.31546		
136	2022.07.14 10:51	s/l	51	0.80	1.30662	1.30663	1.31546		
137	2022.07.18 08:55	sell	52	0.80	1.31134	0.00000	1.30160	59.24	102328.21
138	2022.07.19 10:30	sell	53	1.04	1.32135	0.00000	0.00000		
139	2022.07.19 22:55	close	52	0.80	1.31656	0.00000	1.30160		
140	2022.07.19 22:55	close	53	1.04	1.31656	0.00000	0.00000		
141	2022.07.22 16:55	buy	54	0.80	1.31429	0.00000	1.32406	-308.58	102019.62
142	2022.07.22 17:11	modify	54	0.80	1.31429	1.31529	1.32406	372.53	102392.15
143	2022.07.22 17:11	s/l	54	0.80	1.31528	1.31529	1.32406		
144	2022.07.27 21:42	buy	55	0.80	1.30923	0.00000	1.31893		
145	2022.07.27 21:54	modify	55	0.80	1.30923	1.31023	1.31893	59.24	102451.39
146	2022.07.27 21:54	s/l	55	0.80	1.31017	1.31023	1.31893		
147	2022.07.28 17:25	buy	56	0.80	1.30631	0.00000	1.31612		
148	2022.07.28 17:45	modify	56	0.80	1.30631	1.30731	1.31612	56.24	102507.63
149	2022.07.28 17:45	s/l	56	0.80	1.30730	1.30731	1.31612		
150	2022.07.29 16:00	sell	57	0.80	1.30606	0.00000	1.29623		
151	2022.07.29 16:14	modify	57	0.80	1.30606	1.30506	1.29623	59.24	102566.87
152	2022.07.29 16:28	s/l	57	0.80	1.30507	1.30506	1.29623		
153	2022.08.01 14:51	sell	58	0.80	1.30728	0.00000	1.29749		
154	2022.08.01 18:19	sell	59	1.04	1.31728	0.00000	0.00000	59.23	102626.10
155	2022.08.02 17:04	close	58	0.80	1.31249	0.00000	1.29749		
156	2022.08.02 17:04	close	59	1.04	1.31249	0.00000	0.00000		
157	2022.08.08 10:01	sell	60	0.80	1.31334	0.00000	1.30358	-308.00	102318.10
158	2022.08.08 15:26	modify	60	0.80	1.31334	1.31234	1.30358	377.37	102695.47
159	2022.08.08 15:34	modify	60	0.80	1.31334	1.31134	1.30358		
160	2022.08.08 15:50	s/l	60	0.80	1.31136	1.31134	1.30358		
161	2022.08.11 04:18	sell	61	0.80	1.31520	0.00000	1.30552		
162	2022.08.11 08:27	modify	61	0.80	1.31520	1.31420	1.30552	118.45	102813.92
163	2022.08.11 08:30	s/l	61	0.80	1.31420	1.31420	1.30552		
164	2022.08.17 11:41	buy	62	0.80	1.31020	0.00000	1.32011		
165	2022.08.17 13:54	modify	62	0.80	1.31020	1.31120	1.32011	59.82	102873.74
166	2022.08.17 14:16	s/l	62	0.80	1.31120	1.31120	1.32011		
167	2022.08.24 17:54	buy	63	0.80	1.29506	0.00000	1.30487		
168	2022.08.24 17:58	modify	63	0.80	1.29506	1.29606	1.30487	59.83	102933.57
169	2022.08.24 17:59	s/l	63	0.80	1.29606	1.29606	1.30487		
170	2022.08.26 04:02	buy	64	0.80	1.29131	0.00000	1.30108		
171	2022.08.26 11:15	modify	64	0.80	1.29131	1.29231	1.30108	59.84	102993.41
172	2022.08.26 11:16	s/l	64	0.80	1.29231	1.29231	1.30108		
								59.84	103053.25

173	2022.09.01 17:06	sell	65	0.80	1.31228	0.00000	1.30254		
174	2022.09.01 17:22	modify	65	0.80	1.31228	1.31128	1.30254		
175	2022.09.01 17:25	modify	65	0.80	1.31228	1.31028	1.30254		
176	2022.09.01 17:26	s/l	65	0.80	1.31029	1.31028	1.30254	119.05	103172.30
177	2022.09.07 13:01	sell	66	0.80	1.30382	0.00000	1.29400		
178	2022.09.07 13:11	modify	66	0.80	1.30382	1.30282	1.29400		
179	2022.09.07 13:11	s/l	66	0.80	1.30286	1.30282	1.29400	57.43	103229.73
180	2022.09.07 17:00	sell	67	0.80	1.30308	0.00000	1.29425		
181	2022.09.07 20:04	sell	68	1.04	1.31308	0.00000	0.00000		
182	2022.09.08 16:11	close	67	0.80	1.30823	0.00000	1.29425	-296.99	102932.75
183	2022.09.08 16:11	close	68	1.04	1.30823	0.00000	0.00000	391.67	103324.42
184	2022.09.12 02:12	sell	69	0.80	1.31040	0.00000	1.30069		
185	2022.09.12 10:10	sell	70	1.04	1.32040	0.00000	0.00000		
186	2022.09.12 16:15	close	69	0.80	1.31560	0.00000	1.30069		
187	2022.09.12 16:15	close	70	1.04	1.31560	0.00000	0.00000	-311.10	103013.32
188	2022.09.20 14:58	sell	71	0.80	1.32716	0.00000	1.31742	373.32	103386.64
189	2022.09.20 15:17	modify	71	0.80	1.32716	1.32616	1.31742		
190	2022.09.20 15:17	s/l	71	0.80	1.32617	1.32616	1.31742		
191	2022.09.21 09:02	sell	72	0.80	1.32926	0.00000	1.31961	59.23	103445.87
192	2022.09.21 09:30	modify	72	0.80	1.32926	1.32826	1.31961		
193	2022.09.21 09:32	modify	72	0.80	1.32926	1.32726	1.31961		
194	2022.09.21 09:35	s/l	72	0.80	1.32726	1.32726	1.31961		
195	2022.09.22 09:09	buy	73	0.80	1.32848	0.00000	1.33819	119.66	103565.53
196	2022.09.22 09:44	modify	73	0.80	1.32848	1.32948	1.33819		
197	2022.09.22 09:44	s/l	73	0.80	1.32946	1.32948	1.33819		
198	2022.09.26 15:17	buy	74	0.80	1.32119	0.00000	1.33098	58.64	103624.17
199	2022.09.26 18:38	modify	74	0.80	1.32119	1.32219	1.33098		
200	2022.09.26 18:39	s/l	74	0.80	1.32219	1.32219	1.33098		
201	2022.10.03 14:59	sell	75	0.80	1.34047	0.00000	1.33072	59.84	103684.01
202	2022.10.03 15:35	modify	75	0.80	1.34047	1.33947	1.33072		
203	2022.10.03 15:35	s/l	75	0.80	1.33947	1.33947	1.33072		
204	2022.10.11 04:48	buy	76	0.80	1.33962	0.00000	1.34942	59.82	103743.83
205	2022.10.11 06:32	modify	76	0.80	1.33962	1.34062	1.34942		
206	2022.10.11 06:32	s/l	76	0.80	1.34060	1.34062	1.34942		
207	2022.10.13 15:30	sell	77	0.80	1.33983	0.00000	1.33105	58.64	103802.47
208	2022.10.14 17:40	sell	78	1.04	1.34983	0.00000	0.00000		
209	2022.10.17 14:44	close	77	0.80	1.34502	0.00000	1.33105		
210	2022.10.17 14:44	close	78	1.04	1.34502	0.00000	0.00000		
211	2022.10.19 12:19	sell	79	0.80	1.35029	0.00000	1.34058	-303.08	103499.38
212	2022.10.19 12:41	modify	79	0.80	1.35029	1.34929	1.34058	378.92	103878.30
213	2022.10.19 12:41	s/l	79	0.80	1.34929	1.34929	1.34058		
214	2022.10.24 02:42	buy	80	0.80	1.34637	0.00000	1.35599		
215	2022.10.24 08:03	modify	80	0.80	1.34637	1.34737	1.35599	59.82	103938.12
216	2022.10.24 08:03	s/l	80	0.80	1.34737	1.34737	1.35599		
217	2022.10.24 14:40	sell	81	0.80	1.34637	0.00000	1.33663		
218	2022.10.24 17:15	sell	82	1.04	1.35637	0.00000	0.00000	59.84	103997.96
219	2022.10.25 09:56	close	81	0.80	1.35156	0.00000	1.33663		
220	2022.10.25 09:56	close	82	1.04	1.35156	0.00000	0.00000		
221	2022.10.27 16:00	sell	83	0.80	1.35896	0.00000	1.34926	-306.79	103691.17
222	2022.10.27 16:05	modify	83	0.80	1.35896	1.35796	1.34926	378.92	104070.09
223	2022.10.27 16:05	s/l	83	0.80	1.35797	1.35796	1.34926		
224	2022.11.03 16:19	buy	84	0.80	1.34572	0.00000	1.35551		
225	2022.11.04 09:34	buy	85	1.04	1.33612	0.00000	0.00000	59.22	104129.31
226	2022.11.04 20:16	close	84	0.80	1.34073	0.00000	1.35551		
227	2022.11.04 20:16	close	85	1.04	1.34073	0.00000	0.00000		
228	2022.11.09 14:07	sell	86	0.80	1.34999	0.00000	1.34020	-305.81	103823.51
229	2022.11.09 15:31	modify	86	0.80	1.34999	1.34899	1.34020	358.58	104182.09
230	2022.11.09 15:32	s/l	86	0.80	1.34899	1.34899	1.34020		
231	2022.11.10 10:31	sell	87	0.80	1.35208	0.00000	1.34232		
232	2022.11.10 10:38	modify	87	0.80	1.35208	1.35108	1.34232		
233	2022.11.10 10:38	s/l	87	0.80	1.35108	1.35108	1.34232	59.83	104241.92
234	2022.11.10 15:30	buy	88	0.80	1.35303	0.00000	1.36219		
235	2022.11.10 15:31	modify	88	0.80	1.35303	1.35403	1.36219		
236	2022.11.10 15:31	s/l	88	0.80	1.35395	1.35403	1.36219	59.83	104301.75
237	2022.11.15 20:31	sell	89	0.80	1.37287	0.00000	1.36325		
238	2022.11.15 20:54	modify	89	0.80	1.37287	1.37187	1.36325		
239	2022.11.15 20:54	s/l	89	0.80	1.37187	1.37187	1.36325	55.04	104356.79
								59.83	104416.62

240	2022.11.17 16:11	sell	90	0.80	1.38016	0.00000	1.37047		
241	2022.11.17 17:26	modify	90	0.80	1.38016	1.37916	1.37047		
242	2022.11.17 17:26	s/l	90	0.80	1.37916	1.37916	1.37047	59.82	104476.44
243	2022.11.21 17:35	buy	91	0.80	1.38158	0.00000	1.39136		
244	2022.11.23 07:52	modify	91	0.80	1.38158	1.38258	1.39136		
245	2022.11.23 07:52	s/l	91	0.80	1.38258	1.38258	1.39136	45.37	104521.80
246	2022.11.25 13:54	sell	92	0.80	1.38742	0.00000	1.37766		
247	2022.11.25 14:59	modify	92	0.80	1.38742	1.38642	1.37766		
248	2022.11.25 14:59	s/l	92	0.80	1.38642	1.38642	1.37766	59.23	104581.03
249	2022.11.29 05:00	sell	93	0.80	1.39267	0.00000	1.38290		
250	2022.11.29 08:55	modify	93	0.80	1.39267	1.39167	1.38290		
251	2022.11.29 08:56	s/l	93	0.80	1.39168	1.39167	1.38290	59.23	104640.26
252	2022.11.30 17:04	sell	94	0.80	1.39970	0.00000	1.38995		
253	2022.11.30 17:50	modify	94	0.80	1.39970	1.39870	1.38995		
254	2022.11.30 17:50	s/l	94	0.80	1.39873	1.39870	1.38995		
255	2022.12.08 14:56	sell	95	0.80	1.43175	0.00000	1.42213	58.03	104698.29
256	2022.12.08 15:02	modify	95	0.80	1.43175	1.43075	1.42213		
257	2022.12.08 15:02	s/l	95	0.80	1.43082	1.43075	1.42213		
258	2022.12.09 19:10	sell	96	0.80	1.43465	0.00000	1.42496	55.64	104753.93
259	2022.12.12 15:38	sell	97	1.04	1.44465	0.00000	0.00000		
260	2022.12.12 17:54	close	96	0.80	1.43986	0.00000	1.42496		
261	2022.12.12 17:54	close	97	1.04	1.43986	0.00000	0.00000	-308.00	104445.93
262	2022.12.13 17:51	sell	98	0.80	1.43829	0.00000	1.42850	372.56	104818.49
263	2022.12.13 19:48	modify	98	0.80	1.43829	1.43729	1.42850		
264	2022.12.13 19:48	s/l	98	0.80	1.43729	1.43729	1.42850		
265	2022.12.15 10:55	sell	99	0.80	1.44125	0.00000	1.43149	59.83	104878.32
266	2022.12.15 13:05	modify	99	0.80	1.44125	1.44025	1.43149		
267	2022.12.15 13:05	s/l	99	0.80	1.44025	1.44025	1.43149		
268	2022.12.19 00:00	sell	100	0.80	1.44817	0.00000	1.43927	59.83	104938.15
269	2022.12.19 03:27	modify	100	0.80	1.44817	1.44717	1.43927		
270	2022.12.19 03:27	s/l	100	0.80	1.44717	1.44717	1.43927		
271	2022.12.21 10:48	buy	101	0.80	1.44756	0.00000	1.45738	59.83	104997.98
272	2022.12.21 14:48	modify	101	0.80	1.44756	1.44856	1.45738		
273	2022.12.21 14:50	s/l	101	0.80	1.44854	1.44856	1.45738		
274	2022.12.22 05:35	buy	102	0.80	1.44612	0.00000	1.45589		
275	2022.12.22 12:01	modify	102	0.80	1.44612	1.44712	1.45589	58.64	105056.62
276	2022.12.22 12:05	modify	102	0.80	1.44612	1.44812	1.45589		
277	2022.12.22 12:08	s/l	102	0.80	1.44812	1.44812	1.45589		
278	2022.12.23 13:22	buy	103	0.80	1.44548	0.00000	1.45527		
279	2022.12.23 16:29	modify	103	0.80	1.44548	1.44648	1.45527	119.68	105176.30
280	2022.12.23 16:29	s/l	103	0.80	1.44646	1.44648	1.45527		
281	2022.12.26 01:59	buy	104	0.80	1.44726	0.00000	1.45495		
282	2022.12.27 15:44	buy	105	1.04	1.43746	0.00000	0.00000	58.65	105234.95
283	2022.12.28 17:00	close	104	0.80	1.44217	0.00000	1.45495		
284	2022.12.28 17:00	close	105	1.04	1.44217	0.00000	0.00000		
285	2022.12.29 17:02	sell	106	0.80	1.44147	0.00000	1.43179	-319.05	104915.90
286	2023.01.03 04:13	sell	107	1.04	1.45147	0.00000	0.00000	356.98	105272.88
287	2023.01.03 05:26	close	106	0.80	1.44668	0.00000	1.43179		
288	2023.01.03 05:26	close	107	1.04	1.44668	0.00000	0.00000		
289	2023.01.04 10:09	buy	108	0.80	1.44530	0.00000	1.45511	-300.58	104972.31
290	2023.01.04 15:48	buy	109	1.04	1.43550	0.00000	0.00000	372.55	105344.86
291	2023.01.06 16:07	buy	110	1.35	1.42553	0.00000	0.00000		
292	2023.01.09 15:57	close	108	0.80	1.43401	0.00000	1.45511		
293	2023.01.09 15:57	close	109	1.04	1.43401	0.00000	0.00000		
294	2023.01.09 15:57	close	110	1.35	1.43401	0.00000	0.00000	-711.73	104633.13
295	2023.01.12 15:30	sell	111	0.80	1.44103	0.00000	1.43153	-162.93	104470.19
296	2023.01.13 01:16	sell	112	1.04	1.45103	0.00000	0.00000	844.05	105314.24
297	2023.01.13 13:08	close	111	0.80	1.44622	0.00000	1.43153		
298	2023.01.13 13:08	close	112	1.04	1.44622	0.00000	0.00000		
299	2023.01.17 17:01	sell	113	0.80	1.45043	0.00000	1.44075	-306.79	105007.45
300	2023.01.17 17:05	modify	113	0.80	1.45043	1.44943	1.44075	374.10	105381.55
301	2023.01.17 17:05	s/l	113	0.80	1.44944	1.44943	1.44075		
302	2023.01.18 10:33	buy	114	0.80	1.44915	0.00000	1.45894		
303	2023.01.18 11:02	modify	114	0.80	1.44915	1.45015	1.45894		
304	2023.01.18 11:03	s/l	114	0.80	1.45014	1.45015	1.45894	59.23	105440.78
305	2023.01.20 16:08	sell	115	0.80	1.45583	0.00000	1.44601		
306	2023.01.20 17:33	modify	115	0.80	1.45583	1.45483	1.44601	59.23	105500.01

307	2023.01.20 17:34	s/l	115	0.80	1.45483	1.45483	1.44601	59.83	105559.84
308	2023.01.26 14:16	sell	116	0.80	1.45661	0.00000	1.44683		
309	2023.01.26 15:30	modify	116	0.80	1.45661	1.45561	1.44683		
310	2023.01.26 15:30	s/l	116	0.80	1.45565	1.45561	1.44683	57.44	105617.28
311	2023.01.31 17:26	sell	117	0.80	1.45071	0.00000	1.44090		
312	2023.01.31 17:45	modify	117	0.80	1.45071	1.44971	1.44090		
313	2023.01.31 17:45	s/l	117	0.80	1.44971	1.44971	1.44090	59.83	105677.11
314	2023.02.02 16:34	sell	118	0.80	1.45380	0.00000	1.44405		
315	2023.02.02 16:37	modify	118	0.80	1.45380	1.45280	1.44405		
316	2023.02.02 16:37	s/l	118	0.80	1.45280	1.45280	1.44405	59.83	105736.94



Strategy Tester Report

OneMillionFx_EA

KeyToMarkets-Demo (Build 1370)

Simbolo	EURCHF (Euro vs Swiss Franc)		
Periodo	4 Ore (H4) 2022.01.03 00:00 - 2023.02.03 20:00 (2022.01.01 - 2023.02.05)		
Modello	Ogni tick (il metodo precissimo sulla base di tutti gli intervalli di tempo minimi)		
Parametri	separe_1="--- SET 1°ORDINE ---"; lotti=1; target_1=200; separe_2="--- MAGIC NUMBER ---"; magic_1=12345; separe_4="--- MEDIAZIONE ---"; distanzaGrid=100; moltiplicat=1.3; profitGrid=30; separe_5="--- TRAILING STOP ---"; attivaTS=13; distanzaTS=10; separe_6="--- EQUITY PROTECTION ---"; balance=100000; maxLoss=100;		
Barre sotto esame	1810Ticks adoperati per il modello	24245941Qualita' del modello	99.90%
Errori di grafici	0		
Deposito iniziale	100000.00	Spread	Variabile
Profitto totale netto	10247.35 Profitto lordo	19931.88 Perdita lorda	-9684.53
Fattore di profitto (profit factor)	2.06Ricompensa attesa	100.46	
Drawdown assoluto	4058.58Drawdown massimo	7573.91 (7.32%)Drawdown relativo	7.32% (7573.91)
Operazioni totali	102Posizioni al ribasso (vincite %)	49 (85.71%)Posizioni al rialzo (vincite %)	53 (86.79%)
	Operazioni con profitto (% del totale)	88 (86.27%)Operazioni in perdita (% del totale)	14 (13.73%)
Il piu' grande guadagno con profitto	Mediaoperazione con profitto	operazione in perdita	1542.04 -1339.74
		operazione in perdita	226.50 -691.75
Massimovincite consecutive (profitto in denaro)		perdite consecutive (perdita in denaro)	27 (3660.99) 2 (-1637.46)
Massimaleprofitto consecutivo (numero delle vincite)		3660.99 (27)perdita consecutiva (numero delle perdite)	-1637.46 (2)
Mediavincite consecutive		8 perdite consecutive	1



#	Data/Orario	Tipo	Ordine	Lotti	Prezzo	S / L	Take profit	Profitto	Saldo
1	2022.01.12 15:35	sell	1	1.00	1.04820	0.00000	1.02829		
2	2022.01.12 17:27	modify	1	1.00	1.04820	1.04720	1.02829		
3	2022.01.12 17:36	modify	1	1.00	1.04820	1.04620	1.02829		
4	2022.01.12 18:44	modify	1	1.00	1.04820	1.04520	1.02829		
5	2022.01.12 19:38	s/l	1	1.00	1.04520	1.04520	1.02829	325.00	100325.00
6	2022.01.17 09:22	buy	2	1.00	1.04441	0.00000	1.06432		
7	2022.01.21 11:27	buy	3	1.30	1.03449	0.00000	0.00000		
8	2022.01.26 10:20	close	2	1.00	1.03894	0.00000	1.06432	-577.30	99747.70
9	2022.01.26 10:20	close	3	1.30	1.03894	0.00000	0.00000	633.50	100381.21
10	2022.01.28 14:07	buy	4	1.00	1.03793	0.00000	1.05784		
11	2022.01.31 04:15	modify	4	1.00	1.03793	1.03893	1.05784		
12	2022.01.31 09:32	modify	4	1.00	1.03793	1.03993	1.05784		
13	2022.01.31 12:37	modify	4	1.00	1.03793	1.04093	1.05784		
14	2022.01.31 14:31	s/l	4	1.00	1.04093	1.04093	1.05784		
15	2022.02.01 09:30	sell	5	1.00	1.03920	0.00000	1.01932	326.77	100707.98
16	2022.02.01 13:26	modify	5	1.00	1.03920	1.03820	1.01932		
17	2022.02.01 13:31	s/l	5	1.00	1.03822	1.03820	1.01932		
18	2022.02.08 05:25	sell	6	1.00	1.05616	0.00000	1.03626	106.16	100814.14
19	2022.02.08 10:05	modify	6	1.00	1.05616	1.05516	1.03626		
20	2022.02.08 10:27	modify	6	1.00	1.05616	1.05416	1.03626		
21	2022.02.08 10:34	s/l	6	1.00	1.05416	1.05416	1.03626		
22	2022.02.11 01:02	sell	7	1.00	1.05615	0.00000	1.03634	216.66	101030.80
23	2022.02.11 17:02	modify	7	1.00	1.05615	1.05515	1.03634		
24	2022.02.11 17:27	s/l	7	1.00	1.05515	1.05515	1.03634		
25	2022.02.15 11:35	buy	8	1.00	1.05079	0.00000	1.07069	108.33	101139.13
26	2022.02.15 17:53	modify	8	1.00	1.05079	1.05179	1.07069		
27	2022.02.15 17:54	s/l	8	1.00	1.05179	1.05179	1.07069		
28	2022.02.16 18:00	sell	9	1.00	1.04854	0.00000	1.02863	108.35	101247.48
29	2022.02.17 05:55	modify	9	1.00	1.04854	1.04754	1.02863		
30	2022.02.17 05:56	modify	9	1.00	1.04854	1.04654	1.02863		
31	2022.02.17 06:12	s/l	9	1.00	1.04654	1.04654	1.02863		
32	2022.02.21 08:27	buy	10	1.00	1.04592	0.00000	1.06581	201.59	101449.06
33	2022.02.21 21:17	buy	11	1.30	1.03609	0.00000	0.00000		
34	2022.02.22 12:16	close	10	1.00	1.04050	0.00000	1.06581		
35	2022.02.22 12:16	close	11	1.30	1.04050	0.00000	0.00000		
36	2022.02.25 14:13	buy	12	1.00	1.03739	0.00000	1.05730	-585.57	100863.49
37	2022.02.25 14:44	modify	12	1.00	1.03739	1.03839	1.05730	623.41	101486.91
38	2022.02.25 14:50	modify	12	1.00	1.03739	1.03939	1.05730		

39	2022.02.25 14:51	s/l	12	1.00	1.03938	1.03939	1.05730	215.63	101702.54
40	2022.03.08 09:30	buy	13	1.00	1.00691	0.00000	1.02678		
41	2022.03.08 10:10	modify	13	1.00	1.00691	1.00791	1.02678		
42	2022.03.08 10:11	modify	13	1.00	1.00691	1.00891	1.02678		
43	2022.03.08 10:13	s/l	13	1.00	1.00891	1.00891	1.02678	216.71	101919.25
44	2022.03.11 00:10	sell	14	1.00	1.02055	0.00000	1.00259		
45	2022.03.11 20:13	modify	14	1.00	1.02055	1.01955	1.00259		
46	2022.03.11 20:46	s/l	14	1.00	1.01955	1.01955	1.00259	108.34	102027.59
47	2022.03.18 11:09	sell	15	1.00	1.03617	0.00000	1.01628		
48	2022.03.18 11:33	modify	15	1.00	1.03617	1.03517	1.01628		
49	2022.03.18 11:35	s/l	15	1.00	1.03517	1.03517	1.01628	108.33	102135.92
50	2022.03.22 23:20	buy	16	1.00	1.02944	0.00000	1.04931		
51	2022.03.23 07:18	modify	16	1.00	1.02944	1.03044	1.04931		
52	2022.03.23 10:11	s/l	16	1.00	1.03044	1.03044	1.04931		
53	2022.03.25 21:05	buy	17	1.00	1.02377	0.00000	1.04364	110.07	102245.99
54	2022.03.28 11:14	modify	17	1.00	1.02377	1.02477	1.04364		
55	2022.03.28 11:26	modify	17	1.00	1.02377	1.02577	1.04364		
56	2022.03.28 11:37	modify	17	1.00	1.02377	1.02677	1.04364		
57	2022.03.28 11:44	modify	17	1.00	1.02377	1.02777	1.04364		
58	2022.03.28 12:20	s/l	17	1.00	1.02777	1.02777	1.04364		
59	2022.03.30 17:25	sell	18	1.00	1.02917	0.00000	1.00927	435.14	102681.13
60	2022.03.31 12:11	modify	18	1.00	1.02917	1.02817	1.00927		
61	2022.03.31 12:19	s/l	18	1.00	1.02817	1.02817	1.00927		
62	2022.04.06 10:16	buy	19	1.00	1.01730	0.00000	1.03725	93.26	102774.39
63	2022.04.06 11:27	modify	19	1.00	1.01730	1.01830	1.03725		
64	2022.04.06 11:30	s/l	19	1.00	1.01830	1.01830	1.03725		
65	2022.04.11 16:20	sell	20	1.00	1.01661	0.00000	0.99672	108.35	102882.74
66	2022.04.11 17:30	modify	20	1.00	1.01661	1.01561	0.99672		
67	2022.04.11 17:31	s/l	20	1.00	1.01562	1.01561	0.99672		
68	2022.04.13 17:47	buy	21	1.00	1.01300	0.00000	1.03294	107.25	102989.99
69	2022.04.13 18:09	modify	21	1.00	1.01300	1.01400	1.03294		
70	2022.04.13 18:11	s/l	21	1.00	1.01400	1.01400	1.03294		
71	2022.04.18 00:07	sell	22	1.00	1.01700	0.00000	0.99980	108.36	103098.35
72	2022.04.19 22:51	sell	23	1.30	1.02701	0.00000	0.00000		
73	2022.04.21 12:08	sell	24	1.69	1.03701	0.00000	0.00000		
74	2022.04.25 09:29	close	22	1.00	1.02863	0.00000	0.99980		
75	2022.04.25 09:29	close	23	1.30	1.02863	0.00000	0.00000		
76	2022.04.25 09:29	close	24	1.69	1.02863	0.00000	0.00000	-1295.09	101803.25
77	2022.04.28 15:41	buy	25	1.00	1.02379	0.00000	1.04369	-267.34	101535.91
78	2022.04.29 11:41	modify	25	1.00	1.02379	1.02479	1.04369	1517.27	103053.17
79	2022.04.29 11:50	s/l	25	1.00	1.02479	1.02479	1.04369		
80	2022.04.29 16:44	sell	26	1.00	1.02223	0.00000	1.00232		
81	2022.04.29 17:35	modify	26	1.00	1.02223	1.02123	1.00232	110.07	103163.24
82	2022.04.29 17:40	modify	26	1.00	1.02223	1.02023	1.00232		
83	2022.04.29 17:49	s/l	26	1.00	1.02025	1.02023	1.00232		
84	2022.05.02 11:59	sell	27	1.00	1.02291	0.00000	1.00305		
85	2022.05.04 13:13	sell	28	1.30	1.03291	0.00000	0.00000	214.50	103377.74
86	2022.05.06 16:09	sell	29	1.69	1.04291	0.00000	0.00000		
87	2022.05.18 19:13	close	27	1.00	1.03419	0.00000	1.00305		
88	2022.05.18 19:13	close	28	1.30	1.03419	0.00000	0.00000		
89	2022.05.18 19:13	close	29	1.69	1.03419	0.00000	0.00000	-1302.42	102075.33
90	2022.05.23 04:00	buy	30	1.00	1.03043	0.00000	1.05030	-271.72	101803.60
91	2022.05.23 11:30	modify	30	1.00	1.03043	1.03143	1.05030	1511.60	103315.20
92	2022.05.23 11:31	s/l	30	1.00	1.03143	1.03143	1.05030		
93	2022.05.24 16:37	sell	31	1.00	1.02984	0.00000	1.00991		
94	2022.05.25 10:06	modify	31	1.00	1.02984	1.02884	1.00991	108.35	103423.55
95	2022.05.25 10:06	s/l	31	1.00	1.02888	1.02884	1.00991		
96	2022.05.26 17:50	buy	32	1.00	1.02891	0.00000	1.04880		
97	2022.05.26 18:07	modify	32	1.00	1.02891	1.02991	1.04880	98.98	103522.53
98	2022.05.26 18:08	s/l	32	1.00	1.02988	1.02991	1.04880		
99	2022.05.27 21:58	buy	33	1.00	1.02768	0.00000	1.04757		
100	2022.05.30 07:44	modify	33	1.00	1.02768	1.02868	1.04757		
101	2022.05.30 07:46	s/l	33	1.00	1.02868	1.02868	1.04757	105.10	103627.63
102	2022.05.31 12:12	sell	34	1.00	1.02959	0.00000	1.00968		
103	2022.05.31 13:51	modify	34	1.00	1.02959	1.02859	1.00968		
104	2022.05.31 13:57	modify	34	1.00	1.02959	1.02759	1.00968	110.06	103737.69
105	2022.05.31 14:07	s/l	34	1.00	1.02759	1.02759	1.00968		
								216.67	103954.36

106	2022.06.02 16:50	buy	35	1.00	1.02832	0.00000	1.04822		
107	2022.06.02 17:44	modify	35	1.00	1.02832	1.02932	1.04822		
108	2022.06.02 17:48	s/l	35	1.00	1.02931	1.02932	1.04822	107.27	104061.63
109	2022.06.09 16:05	sell	36	1.00	1.04441	0.00000	1.02451		
110	2022.06.09 16:10	modify	36	1.00	1.04441	1.04341	1.02451		
111	2022.06.09 16:14	s/l	36	1.00	1.04342	1.04341	1.02451	107.26	104168.89
112	2022.06.14 14:48	buy	37	1.00	1.03858	0.00000	1.05845		
113	2022.06.14 15:30	modify	37	1.00	1.03858	1.03958	1.05845		
114	2022.06.14 15:30	s/l	37	1.00	1.03957	1.03958	1.05845	107.27	104276.16
115	2022.06.15 18:45	sell	38	1.00	1.04030	0.00000	1.02040		
116	2022.06.15 21:37	modify	38	1.00	1.04030	1.03930	1.02040		
117	2022.06.15 21:38	s/l	38	1.00	1.03932	1.03930	1.02040	106.17	104382.33
118	2022.06.20 17:36	buy	39	1.00	1.01895	0.00000	1.03888		
119	2022.06.21 11:15	modify	39	1.00	1.01895	1.01995	1.03888		
120	2022.06.21 11:33	s/l	39	1.00	1.01995	1.01995	1.03888		
121	2022.06.22 17:39	buy	40	1.00	1.01737	0.00000	1.03729	110.06	104492.39
122	2022.06.22 19:17	modify	40	1.00	1.01737	1.01837	1.03729		
123	2022.06.22 19:20	s/l	40	1.00	1.01837	1.01837	1.03729		
124	2022.06.27 10:07	buy	41	1.00	1.01207	0.00000	1.03200	108.35	104600.74
125	2022.06.27 11:25	modify	41	1.00	1.01207	1.01307	1.03200		
126	2022.06.27 11:30	s/l	41	1.00	1.01304	1.01307	1.03200		
127	2022.07.01 10:41	buy	42	1.00	1.00071	0.00000	1.02060	105.11	104705.85
128	2022.07.01 10:45	modify	42	1.00	1.00071	1.00171	1.02060		
129	2022.07.01 10:45	s/l	42	1.00	1.00171	1.00171	1.02060		
130	2022.07.05 10:04	sell	43	1.00	1.00133	0.00000	0.98143	108.36	104814.21
131	2022.07.05 10:12	modify	43	1.00	1.00133	1.00033	0.98143		
132	2022.07.05 10:12	s/l	43	1.00	1.00033	1.00033	0.98143		
133	2022.07.07 13:16	buy	44	1.00	0.99299	0.00000	1.01287	108.33	104922.54
134	2022.07.08 18:12	modify	44	1.00	0.99299	0.99399	1.01287		
135	2022.07.08 18:12	s/l	44	1.00	0.99399	0.99399	1.01287		
136	2022.07.11 10:37	sell	45	1.00	0.99061	0.00000	0.97073	110.07	105032.61
137	2022.07.11 15:53	modify	45	1.00	0.99061	0.98961	0.97073		
138	2022.07.11 15:59	s/l	45	1.00	0.98961	0.98961	0.97073		
139	2022.07.15 23:57	sell	46	1.00	0.98443	0.00000	0.96468	108.34	105140.95
140	2022.07.19 11:09	sell	47	1.30	0.99443	0.00000	0.00000		
141	2022.07.19 15:47	close	46	1.00	0.98996	0.00000	0.96468		
142	2022.07.19 15:47	close	47	1.30	0.98996	0.00000	0.00000		
143	2022.07.21 07:32	buy	48	1.00	0.99133	0.00000	1.01122	-609.14	104531.81
144	2022.07.21 10:00	modify	48	1.00	0.99133	0.99233	1.01122	629.53	105161.34
145	2022.07.21 10:00	s/l	48	1.00	0.99233	0.99233	1.01122		
146	2022.07.21 16:08	sell	49	1.00	0.99105	0.00000	0.97112		
147	2022.07.21 16:13	modify	49	1.00	0.99105	0.99005	0.97112	108.35	105269.69
148	2022.07.21 16:13	s/l	49	1.00	0.99005	0.99005	0.97112		
149	2022.07.21 16:58	buy	50	1.00	0.99119	0.00000	1.01111		
150	2022.07.22 12:35	buy	51	1.30	0.98134	0.00000	0.00000	108.34	105378.03
151	2022.07.25 12:06	close	50	1.00	0.98579	0.00000	1.01111		
152	2022.07.25 12:06	close	51	1.30	0.98579	0.00000	0.00000		
153	2022.07.28 07:30	buy	52	1.00	0.97942	0.00000	0.99924	-581.70	104796.33
154	2022.08.11 09:44	buy	53	1.30	0.96957	0.00000	0.00000	629.05	105425.39
155	2022.08.22 11:02	buy	54	1.69	0.95957	0.00000	0.00000		
156	2022.08.29 15:30	close	52	1.00	0.96788	0.00000	0.99924		
157	2022.08.29 15:30	close	53	1.30	0.96788	0.00000	0.00000		
158	2022.08.29 15:30	close	54	1.69	0.96788	0.00000	0.00000	-1199.13	104226.26
159	2022.09.01 16:48	sell	55	1.00	0.97707	0.00000	0.95725	-202.47	104023.78
160	2022.09.05 00:05	modify	55	1.00	0.97707	0.97607	0.95725	1542.04	105565.83
161	2022.09.05 00:24	modify	55	1.00	0.97707	0.97507	0.95725		
162	2022.09.05 00:25	s/l	55	1.00	0.97518	0.97507	0.95725		
163	2022.09.08 10:19	sell	56	1.00	0.97487	0.00000	0.95502		
164	2022.09.08 14:54	modify	56	1.00	0.97487	0.97387	0.95502	194.70	105760.53
165	2022.09.08 14:55	s/l	56	1.00	0.97388	0.97387	0.95502		
166	2022.09.08 15:15	buy	57	1.00	0.97628	0.00000	0.99510		
167	2022.09.08 17:12	buy	58	1.30	0.96640	0.00000	0.00000		
168	2022.09.08 20:39	close	57	1.00	0.97085	0.00000	0.99510	107.25	105867.78
169	2022.09.08 20:39	close	58	1.30	0.97085	0.00000	0.00000		
170	2022.09.12 09:51	buy	59	1.00	0.97047	0.00000	0.99029		
171	2022.09.12 10:02	modify	59	1.00	0.97047	0.97147	0.99029	-588.39	105279.39
172	2022.09.12 10:08	s/l	59	1.00	0.97147	0.97147	0.99029	626.86	105906.25
								108.36	106014.61

173	2022.09.15 17:58	buy	60	1.00	0.96089	0.00000	0.98081		
174	2022.09.16 09:08	modify	60	1.00	0.96089	0.96189	0.98081		
175	2022.09.16 09:12	s/l	60	1.00	0.96189	0.96189	0.98081	110.07	106124.68
176	2022.09.16 10:48	sell	61	1.00	0.96014	0.00000	0.94028		
177	2022.09.16 14:18	modify	61	1.00	0.96014	0.95914	0.94028		
178	2022.09.16 14:27	s/l	61	1.00	0.95914	0.95914	0.94028	108.34	106233.02
179	2022.09.20 14:56	sell	62	1.00	0.96455	0.00000	0.94467		
180	2022.09.20 16:31	modify	62	1.00	0.96455	0.96355	0.94467		
181	2022.09.20 16:33	s/l	62	1.00	0.96355	0.96355	0.94467	107.26	106340.28
182	2022.09.22 10:35	buy	63	1.00	0.95965	0.00000	0.97946		
183	2022.09.22 10:36	modify	63	1.00	0.95965	0.96065	0.97946		
184	2022.09.22 10:36	s/l	63	1.00	0.96065	0.96065	0.97946	108.36	106448.64
185	2022.09.26 13:09	buy	64	1.00	0.95577	0.00000	0.97562		
186	2022.09.26 19:36	modify	64	1.00	0.95577	0.95677	0.97562		
187	2022.09.26 19:36	s/l	64	1.00	0.95676	0.95677	0.97562	107.28	106555.92
188	2022.09.29 10:11	buy	65	1.00	0.95041	0.00000	0.97029		
189	2022.09.29 12:43	modify	65	1.00	0.95041	0.95141	0.97029		
190	2022.09.29 12:44	s/l	65	1.00	0.95141	0.95141	0.97029	108.36	106664.28
191	2022.10.05 15:26	sell	66	1.00	0.97355	0.00000	0.95376		
192	2022.10.05 17:01	modify	66	1.00	0.97355	0.97255	0.95376		
193	2022.10.05 17:01	s/l	66	1.00	0.97256	0.97255	0.95376	107.26	106771.54
194	2022.10.10 16:00	buy	67	1.00	0.96977	0.00000	0.98961		
195	2022.10.10 17:30	modify	67	1.00	0.96977	0.97077	0.98961		
196	2022.10.10 17:30	s/l	67	1.00	0.97075	0.97077	0.98961	106.19	106877.73
197	2022.10.12 17:55	buy	68	1.00	0.96858	0.00000	0.98845		
198	2022.10.13 10:57	modify	68	1.00	0.96858	0.96958	0.98845		
199	2022.10.13 11:15	s/l	68	1.00	0.96957	0.96958	0.98845	112.41	106990.14
200	2022.10.17 11:04	sell	69	1.00	0.97452	0.00000	0.95470		
201	2022.10.20 10:27	sell	70	1.30	0.98454	0.00000	0.00000		
202	2022.10.26 20:47	sell	71	1.69	0.99453	0.00000	0.00000		
203	2022.11.01 12:52	close	69	1.00	0.98619	0.00000	0.95470	-1339.74	105650.40
204	2022.11.01 12:52	close	70	1.30	0.98619	0.00000	0.00000	-297.71	105352.69
205	2022.11.01 12:52	close	71	1.69	0.98619	0.00000	0.00000	1476.11	106828.79
206	2022.11.02 21:00	buy	72	1.00	0.98922	0.00000	1.00889		
207	2022.11.04 23:50	modify	72	1.00	0.98922	0.99022	1.00889		
208	2022.11.04 23:50	s/l	72	1.00	0.99019	0.99022	1.00889	111.98	106940.77
209	2022.11.07 13:46	sell	73	1.00	0.98778	0.00000	0.96796		
210	2022.11.07 14:26	modify	73	1.00	0.98778	0.98678	0.96796		
211	2022.11.07 14:26	s/l	73	1.00	0.98682	0.98678	0.96796	104.02	107044.79
212	2022.11.09 10:26	sell	74	1.00	0.99077	0.00000	0.97096		
213	2022.11.09 12:35	modify	74	1.00	0.99077	0.98977	0.97096		
214	2022.11.09 12:37	s/l	74	1.00	0.98977	0.98977	0.97096	108.36	107153.15
215	2022.11.10 15:50	buy	75	1.00	0.98943	0.00000	1.00932		
216	2022.11.11 15:24	buy	76	1.30	0.97973	0.00000	0.00000		
217	2022.11.17 16:45	close	75	1.00	0.98409	0.00000	1.00932		
218	2022.11.17 16:45	close	76	1.30	0.98409	0.00000	0.00000		
219	2022.11.21 03:58	sell	77	1.00	0.98381	0.00000	0.96407	-566.79	106586.36
220	2022.11.21 06:32	modify	77	1.00	0.98381	0.98281	0.96407	627.66	107214.02
221	2022.11.21 07:48	s/l	77	1.00	0.98282	0.98281	0.96407		
222	2022.11.23 05:19	buy	78	1.00	0.98186	0.00000	1.00163		
223	2022.11.23 09:14	modify	78	1.00	0.98186	0.98286	1.00163	107.28	107321.30
224	2022.11.23 09:15	s/l	78	1.00	0.98286	0.98286	1.00163		
225	2022.11.24 04:19	buy	79	1.00	0.98080	0.00000	1.00054		
226	2022.11.24 09:08	modify	79	1.00	0.98080	0.98180	1.00054	108.39	107429.69
227	2022.11.24 09:09	s/l	79	1.00	0.98180	0.98180	1.00054		
228	2022.11.28 00:01	sell	80	1.00	0.98113	0.00000	0.96217		
229	2022.11.28 03:35	modify	80	1.00	0.98113	0.98013	0.96217	108.38	107538.07
230	2022.11.28 03:35	s/l	80	1.00	0.98013	0.98013	0.96217		
231	2022.11.28 18:01	sell	81	1.00	0.98233	0.00000	0.96250		
232	2022.11.28 22:19	modify	81	1.00	0.98233	0.98133	0.96250	108.37	107646.44
233	2022.11.28 22:21	s/l	81	1.00	0.98138	0.98133	0.96250		
234	2022.11.30 21:59	buy	82	1.00	0.98437	0.00000	1.00421		
235	2022.12.01 08:12	modify	82	1.00	0.98437	0.98537	1.00421	102.94	107749.38
236	2022.12.01 08:16	s/l	82	1.00	0.98537	0.98537	1.00421		
237	2022.12.01 17:55	sell	83	1.00	0.98465	0.00000	0.96478		
238	2022.12.02 12:13	modify	83	1.00	0.98465	0.98365	0.96478	113.52	107862.90
239	2022.12.02 12:15	s/l	83	1.00	0.98366	0.98365	0.96478		
								102.25	107965.14

240	2022.12.06 00:07	sell	84	1.00	0.98640	0.00000	0.96973		
241	2022.12.07 09:02	modify	84	1.00	0.98640	0.98540	0.96973		
242	2022.12.07 09:02	s/l	84	1.00	0.98541	0.98540	0.96973	102.26	108067.40
243	2022.12.07 11:29	buy	85	1.00	0.98811	0.00000	1.00796		
244	2022.12.07 14:50	modify	85	1.00	0.98811	0.98911	1.00796		
245	2022.12.07 14:57	s/l	85	1.00	0.98911	0.98911	1.00796	108.39	108175.79
246	2022.12.12 17:01	buy	86	1.00	0.98662	0.00000	1.00643		
247	2022.12.13 11:07	modify	86	1.00	0.98662	0.98762	1.00643		
248	2022.12.13 11:13	s/l	86	1.00	0.98762	0.98762	1.00643	110.09	108285.88
249	2022.12.13 15:50	sell	87	1.00	0.98575	0.00000	0.96592		
250	2022.12.13 16:34	modify	87	1.00	0.98575	0.98475	0.96592		
251	2022.12.13 16:34	s/l	87	1.00	0.98475	0.98475	0.96592	108.36	108394.24
252	2022.12.14 15:07	sell	88	1.00	0.98625	0.00000	0.96644		
253	2022.12.14 16:48	modify	88	1.00	0.98625	0.98525	0.96644		
254	2022.12.14 16:49	s/l	88	1.00	0.98527	0.98525	0.96644		
255	2022.12.14 21:07	buy	89	1.00	0.98677	0.00000	1.00656	106.20	108500.44
256	2022.12.15 10:30	modify	89	1.00	0.98677	0.98777	1.00656		
257	2022.12.15 10:30	s/l	89	1.00	0.98777	0.98777	1.00656		
258	2022.12.15 10:41	sell	90	1.00	0.98676	0.00000	0.96687	113.51	108613.96
259	2022.12.15 11:16	modify	90	1.00	0.98676	0.98576	0.96687		
260	2022.12.15 11:19	modify	90	1.00	0.98676	0.98476	0.96687		
261	2022.12.15 11:21	s/l	90	1.00	0.98476	0.98476	0.96687		
262	2022.12.15 11:41	buy	91	1.00	0.98692	0.00000	1.00677	216.73	108830.69
263	2022.12.15 15:43	modify	91	1.00	0.98692	0.98792	1.00677		
264	2022.12.15 15:45	s/l	91	1.00	0.98791	0.98792	1.00677		
265	2022.12.15 17:36	sell	92	1.00	0.98680	0.00000	0.96693	107.31	108938.00
266	2022.12.16 10:28	modify	92	1.00	0.98680	0.98580	0.96693		
267	2022.12.16 10:28	s/l	92	1.00	0.98580	0.98580	0.96693		
268	2022.12.19 17:44	sell	93	1.00	0.98762	0.00000	0.96774	103.35	109041.34
269	2022.12.19 21:18	modify	93	1.00	0.98762	0.98662	0.96774		
270	2022.12.19 21:20	s/l	93	1.00	0.98662	0.98662	0.96774		
271	2022.12.22 13:10	buy	94	1.00	0.98404	0.00000	1.00393	108.36	109149.70
272	2022.12.22 15:11	modify	94	1.00	0.98404	0.98504	1.00393		
273	2022.12.22 15:12	s/l	94	1.00	0.98503	0.98504	1.00393		
274	2022.12.27 11:47	sell	95	1.00	0.98957	0.00000	0.96969	107.30	109257.00
275	2022.12.27 16:34	modify	95	1.00	0.98957	0.98857	0.96969		
276	2022.12.27 17:22	s/l	95	1.00	0.98857	0.98857	0.96969		
277	2022.12.28 09:15	buy	96	1.00	0.99001	0.00000	1.00992	108.36	109365.36
278	2023.01.10 21:59	modify	96	1.00	0.99001	0.99101	1.00992		
279	2023.01.10 22:02	s/l	96	1.00	0.99101	0.99101	1.00992		
280	2023.01.13 18:20	sell	97	1.00	1.00231	0.00000	0.98245	130.64	109496.00
281	2023.01.16 11:44	modify	97	1.00	1.00231	1.00131	0.98245		
282	2023.01.16 11:56	s/l	97	1.00	1.00131	1.00131	0.98245		
283	2023.01.20 01:18	buy	98	1.00	0.99250	0.00000	1.01220	103.35	109599.34
284	2023.01.20 09:45	modify	98	1.00	0.99250	0.99350	1.01220		
285	2023.01.20 09:51	s/l	98	1.00	0.99349	0.99350	1.01220		
286	2023.01.25 12:32	sell	99	1.00	1.00283	0.00000	0.98295	107.30	109706.64
287	2023.01.25 13:15	modify	99	1.00	1.00283	1.00183	0.98295		
288	2023.01.25 13:15	s/l	99	1.00	1.00184	1.00183	0.98295		
289	2023.01.27 04:39	buy	100	1.00	1.00275	0.00000	1.02260		
290	2023.01.30 14:54	modify	100	1.00	1.00275	1.00375	1.02260	107.28	109813.92
291	2023.01.30 15:38	s/l	100	1.00	1.00375	1.00375	1.02260		
292	2023.01.31 00:05	sell	101	1.00	1.00176	0.00000	0.98472	110.10	109924.02
293	2023.01.31 17:18	modify	101	1.00	1.00176	1.00076	0.98472		
294	2023.01.31 17:29	s/l	101	1.00	1.00076	1.00076	0.98472		
295	2023.02.01 20:42	buy	102	1.00	1.00019	0.00000	1.02010		
296	2023.02.03 16:18	modify	102	1.00	1.00019	1.00119	1.02010	108.37	110032.39
297	2023.02.03 16:30	modify	102	1.00	1.00019	1.00219	1.02010		
298	2023.02.03 16:37	s/l	102	1.00	1.00211	1.00219	1.02010		



214.96 110247.35

Strategy Tester Report

OneMillionFx_EA

KeyToMarkets-Demo (Build 1370)

Simbolo	EURGBP (Euro vs Great Britain Pound)		
Periodo	4 Ore (H4) 2022.01.03 00:00 - 2023.01.30 20:00 (2022.01.01 - 2023.01.31)		
Modello	Ogni tick (il metodo precissimo sulla base di tutti gli intervalli di tempo minimi)		
Parametri	separe_1="--- SETTING 1°ORDINE ---"; lotti=0.8; target_1=100; separe_2="--- MAGIC NUMBER ---"; magic_1=12345; separe_4="--- SETTING GRIGLIA ---"; distanzaGrid=100; moltiplicat=1.3; profitGrid=60; separe_5="--- TRAILING STOP ---"; attivaTS=13; distanzaTS=10; separe_6="--- EQUITY PROTECTION ---"; balance=100000; maxLoss=100;		
Barre sotto esame	1786Ticks adoperati per il modello	28832449Qualita' del modello	99.90%
Errori di grafici	0		
Deposito iniziale	100000.00	Spread	Variabile
Profitto totale netto	7989.50 Profitto lordo	11971.67 Perdita lorda	-3982.17
Fattore di profitto (profit factor)	3.01Ricompensa attesa	95.11	
Drawdown assoluto	5853.93Drawdown massimo	8429.15 (8.22%)Drawdown relativo	8.22% (8429.15)
Operazioni totali	84Posizioni al ribasso (vincite %)	46 (89.13%)Posizioni al rialzo (vincite %)	38 (92.11%)
	Operazioni con profitto (% del totale)	76 (90.48%)Operazioni in perdita (% del totale)	8 (9.52%)
Il piu' grande profitto	Mediaoperazione con profitto	operazione in perdita	1417.31 -1052.45
		operazione in perdita	157.52 -497.77
Massimovincite consecutive (profitto in denaro)		perdite consecutive (perdita in denaro)	20 (2320.25) 2 (-1177.65)
Massimaleprofitto consecutivo (numero delle vincite)		2785.99 (14)perdita consecutiva (numero delle perdite)	-1177.65 (2)
Mediavincite consecutive		11 perdite consecutive	1



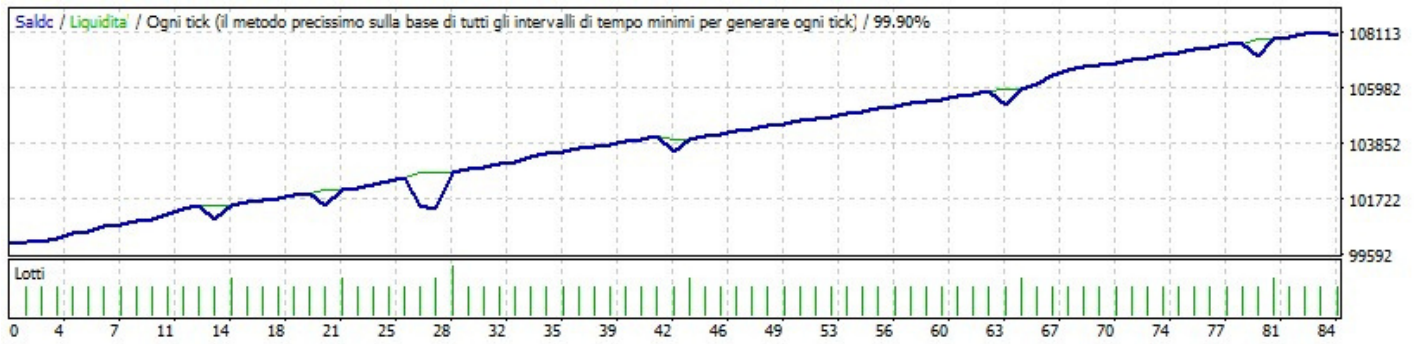
#	Data/Orario	Tipo	Ordine	Lotti	Prezzo	S / L	Take profit	Profitto	Saldo
1	2022.01.03 18:00	sell	1	0.80	0.83959	0.00000	0.82968		
2	2022.01.03 18:52	modify	1	0.80	0.83959	0.83859	0.82968		
3	2022.01.03 23:59	s/l	1	0.80	0.83859	0.83859	0.82968	96.71	100096.71
4	2022.01.05 17:01	buy	2	0.80	0.83697	0.00000	0.84691		
5	2022.01.24 12:12	modify	2	0.80	0.83697	0.83797	0.84691		
6	2022.01.24 12:13	s/l	2	0.80	0.83797	0.83797	0.84691	2.71	100099.42
7	2022.01.25 15:49	sell	3	0.80	0.83697	0.00000	0.82705		
8	2022.01.26 10:44	modify	3	0.80	0.83697	0.83597	0.82705		
9	2022.01.26 10:49	s/l	3	0.80	0.83598	0.83597	0.82705	98.11	100197.53
10	2022.01.31 14:00	buy	4	0.80	0.83274	0.00000	0.84267		
11	2022.01.31 17:46	modify	4	0.80	0.83274	0.83374	0.84267		
12	2022.01.31 17:55	modify	4	0.80	0.83274	0.83474	0.84267		
13	2022.01.31 18:03	s/l	4	0.80	0.83474	0.83474	0.84267		
14	2022.02.01 17:55	s/l	5	0.80	0.83313	0.00000	0.82320	193.38	100390.91
15	2022.02.01 19:18	sell	5	0.80	0.83313	0.83213	0.82320		
16	2022.02.01 19:26	modify	5	0.80	0.83214	0.83213	0.82320		
17	2022.02.03 15:44	s/l	6	0.80	0.83381	0.00000	0.84371	95.74	100486.65
18	2022.02.03 15:46	buy	6	0.80	0.83381	0.83481	0.84371		
19	2022.02.03 15:48	modify	6	0.80	0.83381	0.83581	0.84371		
20	2022.02.03 15:55	modify	6	0.80	0.83581	0.83581	0.84371		
21	2022.02.08 05:27	s/l	7	0.80	0.84439	0.00000	0.83448	193.38	100680.03
22	2022.02.08 09:44	sell	7	0.80	0.84439	0.84339	0.83448		
23	2022.02.08 09:47	modify	7	0.80	0.84340	0.84339	0.83448		
24	2022.02.15 13:23	s/l	8	0.80	0.83777	0.00000	0.84769	95.73	100775.76
25	2022.02.15 16:24	buy	8	0.80	0.83777	0.83877	0.84769		
26	2022.02.15 16:31	modify	8	0.80	0.83877	0.83877	0.84769		
27	2022.02.16 16:29	s/l	9	0.80	0.83742	0.00000	0.82751	96.69	100872.45
28	2022.02.17 05:56	sell	9	0.80	0.83742	0.83642	0.82751		
29	2022.02.17 06:13	modify	9	0.80	0.83643	0.83642	0.82751		
30	2022.02.21 09:31	s/l	10	0.80	0.83478	0.00000	0.84471	102.84	100975.29
31	2022.02.22 12:46	buy	10	0.80	0.83478	0.83578	0.84471		
32	2022.02.22 12:48	modify	10	0.80	0.83478	0.83678	0.84471		
33	2022.02.22 12:49	modify	10	0.80	0.83678	0.83678	0.84471		
34	2022.02.22 17:58	s/l	11	0.80	0.83345	0.00000	0.82353	188.43	101163.73
35	2022.02.24 05:43	sell	11	0.80	0.83345	0.83245	0.82353		
36	2022.02.24 06:12	modify	11	0.80	0.83345	0.83145	0.82353		
37	2022.02.24 06:25	modify	11	0.80	0.83145	0.83145	0.82353		
38	2022.02.25 09:02	s/l	12	0.80	0.83454	0.00000	0.82464	202.89	101366.61
		sell							

39	2022.03.01 13:14	modify	12	0.80	0.83454	0.83354	0.82464		
40	2022.03.01 13:29	s/l	12	0.80	0.83355	0.83354	0.82464	100.47	101467.09
41	2022.03.02 07:07	buy	13	0.80	0.83573	0.00000	0.84565		
42	2022.03.04 14:07	buy	14	1.04	0.82579	0.00000	0.00000		
43	2022.03.07 20:26	close	13	0.80	0.83039	0.00000	0.84565	-541.08	100926.00
44	2022.03.07 20:26	close	14	1.04	0.83039	0.00000	0.00000	571.81	101497.81
45	2022.03.11 17:04	sell	15	0.80	0.83866	0.00000	0.82875		
46	2022.03.11 17:17	modify	15	0.80	0.83866	0.83766	0.82875		
47	2022.03.11 17:24	s/l	15	0.80	0.83768	0.83766	0.82875	94.77	101592.58
48	2022.03.14 15:35	sell	16	0.80	0.83897	0.00000	0.82905		
49	2022.03.14 15:46	modify	16	0.80	0.83897	0.83797	0.82905		
50	2022.03.14 15:47	s/l	16	0.80	0.83798	0.83797	0.82905	95.74	101688.32
51	2022.03.15 16:28	sell	17	0.80	0.83999	0.00000	0.83009		
52	2022.03.15 18:54	modify	17	0.80	0.83999	0.83899	0.83009		
53	2022.03.15 18:54	s/l	17	0.80	0.83899	0.83899	0.83009		
54	2022.03.18 13:06	sell	18	0.80	0.84098	0.00000	0.83108	96.71	101785.03
55	2022.03.18 14:54	modify	18	0.80	0.84098	0.83998	0.83108		
56	2022.03.18 15:39	s/l	18	0.80	0.83998	0.83998	0.83108		
57	2022.03.24 00:02	buy	19	0.80	0.83407	0.00000	0.84384	96.71	101881.74
58	2022.03.25 04:51	modify	19	0.80	0.83407	0.83507	0.84384		
59	2022.03.25 04:55	s/l	19	0.80	0.83501	0.83507	0.84384		
60	2022.03.25 17:43	sell	20	0.80	0.83345	0.00000	0.82355	85.95	101967.70
61	2022.03.29 12:46	sell	21	1.04	0.84345	0.00000	0.00000		
62	2022.04.04 15:15	close	20	0.80	0.83883	0.00000	0.82355		
63	2022.04.04 15:15	close	21	1.04	0.83883	0.00000	0.00000	-501.33	101466.37
64	2022.04.07 09:26	buy	22	0.80	0.83474	0.00000	0.84469	599.34	102065.71
65	2022.04.07 16:21	modify	22	0.80	0.83474	0.83574	0.84469		
66	2022.04.07 16:38	s/l	22	0.80	0.83572	0.83574	0.84469		
67	2022.04.08 10:22	buy	23	0.80	0.83347	0.00000	0.84337	94.76	102160.47
68	2022.04.08 13:58	modify	23	0.80	0.83347	0.83447	0.84337		
69	2022.04.08 14:00	s/l	23	0.80	0.83447	0.83447	0.84337		
70	2022.04.12 13:54	sell	24	0.80	0.83455	0.00000	0.82464	96.70	102257.17
71	2022.04.12 18:22	modify	24	0.80	0.83455	0.83355	0.82464		
72	2022.04.12 20:40	modify	24	0.80	0.83455	0.83255	0.82464		
73	2022.04.12 21:24	s/l	24	0.80	0.83255	0.83255	0.82464		
74	2022.04.18 06:06	buy	25	0.80	0.82862	0.00000	0.83854	193.42	102450.59
75	2022.04.19 10:58	modify	25	0.80	0.82862	0.82962	0.83854		
76	2022.04.19 11:11	s/l	25	0.80	0.82961	0.82962	0.83854		
77	2022.04.19 13:55	sell	26	0.80	0.82806	0.00000	0.81815		
78	2022.04.22 11:54	sell	27	1.04	0.83807	0.00000	0.00000	90.79	102541.38
79	2022.05.05 14:08	sell	28	1.35	0.84807	0.00000	0.00000		
80	2022.05.17 12:12	close	26	0.80	0.83963	0.00000	0.81815		
81	2022.05.17 12:12	close	27	1.04	0.83963	0.00000	0.00000		
82	2022.05.17 12:12	close	28	1.35	0.83963	0.00000	0.00000	-1052.45	101488.94
83	2022.05.18 10:13	buy	29	0.80	0.84691	0.00000	0.85682	-125.21	101363.73
84	2022.05.18 10:58	modify	29	0.80	0.84691	0.84791	0.85682	1417.31	102781.04
85	2022.05.18 11:03	s/l	29	0.80	0.84791	0.84791	0.85682		
86	2022.05.23 11:52	buy	30	0.80	0.84713	0.00000	0.85703		
87	2022.05.23 12:36	modify	30	0.80	0.84713	0.84813	0.85703	96.69	102877.73
88	2022.05.23 13:44	s/l	30	0.80	0.84813	0.84813	0.85703		
89	2022.05.25 16:27	sell	31	0.80	0.85167	0.00000	0.84177		
90	2022.05.25 18:29	modify	31	0.80	0.85167	0.85067	0.84177	96.69	102974.42
91	2022.05.25 18:30	s/l	31	0.80	0.85067	0.85067	0.84177		
92	2022.05.31 11:15	sell	32	0.80	0.85073	0.00000	0.84085		
93	2022.05.31 14:00	modify	32	0.80	0.85073	0.84973	0.84085	96.70	103071.12
94	2022.05.31 14:02	s/l	32	0.80	0.84973	0.84973	0.84085		
95	2022.06.02 12:06	sell	33	0.80	0.85195	0.00000	0.84206		
96	2022.06.07 18:10	modify	33	0.80	0.85195	0.85095	0.84206	96.70	103167.82
97	2022.06.07 18:58	modify	33	0.80	0.85195	0.84995	0.84206		
98	2022.06.07 19:28	s/l	33	0.80	0.84996	0.84995	0.84206		
99	2022.06.08 12:30	buy	34	0.80	0.85355	0.00000	0.86346		
100	2022.06.08 13:04	modify	34	0.80	0.85355	0.85455	0.86346		
101	2022.06.08 13:21	s/l	34	0.80	0.85455	0.85455	0.86346	199.55	103367.37
102	2022.06.09 16:11	sell	35	0.80	0.85360	0.00000	0.84367		
103	2022.06.09 16:24	modify	35	0.80	0.85360	0.85260	0.84367		
104	2022.06.09 16:25	s/l	35	0.80	0.85261	0.85260	0.84367	96.69	103464.06
105	2022.06.15 17:30	sell	36	0.80	0.86190	0.00000	0.85199		
								95.74	103559.80

106	2022.06.15 19:48	modify	36	0.80	0.86190	0.86090	0.85199		
107	2022.06.15 21:00	s/l	36	0.80	0.86090	0.86090	0.85199	96.70	103656.50
108	2022.06.17 17:38	buy	37	0.80	0.85833	0.00000	0.86825		
109	2022.06.20 04:32	modify	37	0.80	0.85833	0.85933	0.86825		
110	2022.06.20 06:49	s/l	37	0.80	0.85933	0.85933	0.86825	91.75	103748.26
111	2022.06.22 12:58	sell	38	0.80	0.85866	0.00000	0.84878		
112	2022.06.23 18:29	modify	38	0.80	0.85866	0.85766	0.84878		
113	2022.06.23 18:29	s/l	38	0.80	0.85766	0.85766	0.84878	103.81	103852.07
114	2022.06.29 07:31	sell	39	0.80	0.86155	0.00000	0.85167		
115	2022.06.30 09:26	modify	39	0.80	0.86155	0.86055	0.85167		
116	2022.06.30 09:29	s/l	39	0.80	0.86055	0.86055	0.85167	103.81	103955.89
117	2022.07.01 04:40	buy	40	0.80	0.86174	0.00000	0.87164		
118	2022.07.01 09:59	modify	40	0.80	0.86174	0.86274	0.87164		
119	2022.07.01 10:00	s/l	40	0.80	0.86272	0.86274	0.87164		
120	2022.07.01 21:39	sell	41	0.80	0.86209	0.00000	0.85217	94.76	104050.65
121	2022.07.04 01:09	modify	41	0.80	0.86209	0.86109	0.85217		
122	2022.07.04 01:09	s/l	41	0.80	0.86109	0.86109	0.85217		
123	2022.07.06 09:10	buy	42	0.80	0.86012	0.00000	0.87002	99.07	104149.72
124	2022.07.07 13:06	buy	43	1.04	0.85017	0.00000	0.00000		
125	2022.07.21 15:00	close	42	0.80	0.85478	0.00000	0.87002		
126	2022.07.21 15:00	close	43	1.04	0.85478	0.00000	0.00000	-600.43	103549.29
127	2022.07.21 19:12	sell	44	0.80	0.85190	0.00000	0.84197	489.45	104038.74
128	2022.07.22 10:30	modify	44	0.80	0.85190	0.85090	0.84197		
129	2022.07.22 10:30	s/l	44	0.80	0.85092	0.85090	0.84197		
130	2022.07.29 11:18	buy	45	0.80	0.83928	0.00000	0.84921	97.14	104135.88
131	2022.07.29 13:33	modify	45	0.80	0.83928	0.84028	0.84921		
132	2022.07.29 13:56	s/l	45	0.80	0.84028	0.84028	0.84921		
133	2022.08.02 03:39	buy	46	0.80	0.83817	0.00000	0.84806	96.69	104232.57
134	2022.08.02 11:18	modify	46	0.80	0.83817	0.83917	0.84806		
135	2022.08.02 11:20	s/l	46	0.80	0.83917	0.83917	0.84806		
136	2022.08.03 16:35	buy	47	0.80	0.83710	0.00000	0.84701	96.70	104329.27
137	2022.08.04 14:01	modify	47	0.80	0.83710	0.83810	0.84701		
138	2022.08.04 14:03	s/l	47	0.80	0.83808	0.83810	0.84701		
139	2022.08.08 15:12	sell	48	0.80	0.84157	0.00000	0.83166	79.92	104409.19
140	2022.08.17 03:34	modify	48	0.80	0.84157	0.84057	0.83166		
141	2022.08.17 03:46	s/l	48	0.80	0.84059	0.84057	0.83166		
142	2022.08.22 15:12	sell	49	0.80	0.84672	0.00000	0.83682	116.11	104525.31
143	2022.08.22 17:50	modify	49	0.80	0.84672	0.84572	0.83682		
144	2022.08.22 17:50	s/l	49	0.80	0.84572	0.84572	0.83682		
145	2022.09.02 00:00	sell	50	0.80	0.86110	0.00000	0.85186	96.70	104622.01
146	2022.09.06 01:24	modify	50	0.80	0.86110	0.86010	0.85186		
147	2022.09.06 01:24	s/l	50	0.80	0.86011	0.86010	0.85186		
148	2022.09.07 05:38	buy	51	0.80	0.86181	0.00000	0.87173		
149	2022.09.07 12:25	modify	51	0.80	0.86181	0.86281	0.87173	100.47	104722.48
150	2022.09.07 12:26	s/l	51	0.80	0.86281	0.86281	0.87173		
151	2022.09.09 14:07	sell	52	0.80	0.86699	0.00000	0.85709		
152	2022.09.12 17:06	modify	52	0.80	0.86699	0.86599	0.85709	96.70	104819.18
153	2022.09.12 17:09	s/l	52	0.80	0.86600	0.86599	0.85709		
154	2022.09.13 12:34	buy	53	0.80	0.86784	0.00000	0.87774		
155	2022.09.13 15:56	modify	53	0.80	0.86784	0.86884	0.87774	98.11	104917.29
156	2022.09.13 15:57	s/l	53	0.80	0.86880	0.86884	0.87774		
157	2022.09.15 11:24	buy	54	0.80	0.86642	0.00000	0.87631		
158	2022.09.15 12:06	modify	54	0.80	0.86642	0.86742	0.87631	92.82	105010.11
159	2022.09.15 13:49	s/l	54	0.80	0.86742	0.86742	0.87631		
160	2022.09.20 10:13	sell	55	0.80	0.87578	0.00000	0.86588		
161	2022.09.20 14:01	modify	55	0.80	0.87578	0.87478	0.86588	96.70	105106.81
162	2022.09.20 14:10	s/l	55	0.80	0.87478	0.87478	0.86588		
163	2022.09.22 09:57	buy	56	0.80	0.87516	0.00000	0.88506		
164	2022.09.23 12:43	modify	56	0.80	0.87516	0.87616	0.88506	96.70	105203.51
165	2022.09.23 12:43	s/l	56	0.80	0.87616	0.87616	0.88506		
166	2022.09.27 10:31	sell	57	0.80	0.89137	0.00000	0.88157		
167	2022.09.27 11:39	modify	57	0.80	0.89137	0.89037	0.88157	91.74	105295.26
168	2022.09.27 11:39	s/l	57	0.80	0.89038	0.89037	0.88157		
169	2022.09.29 13:53	buy	58	0.80	0.89495	0.00000	0.90484		
170	2022.09.29 13:57	modify	58	0.80	0.89495	0.89595	0.90484		
171	2022.09.29 13:57	s/l	58	0.80	0.89589	0.89595	0.90484	95.74	105391.00
172	2022.10.05 11:17	buy	59	0.80	0.87222	0.00000	0.88213		
								90.89	105481.89

173	2022.10.05 14:05	modify	59	0.80	0.87222	0.87322	0.88213		
174	2022.10.05 14:06	s/l	59	0.80	0.87322	0.87322	0.88213	96.69	105578.58
175	2022.10.07 12:16	sell	60	0.80	0.87473	0.00000	0.86487		
176	2022.10.11 18:34	modify	60	0.80	0.87473	0.87373	0.86487		
177	2022.10.11 18:35	s/l	60	0.80	0.87375	0.87373	0.86487	99.51	105678.09
178	2022.10.11 21:44	buy	61	0.80	0.87750	0.00000	0.88739		
179	2022.10.11 21:46	modify	61	0.80	0.87750	0.87850	0.88739		
180	2022.10.11 21:46	s/l	61	0.80	0.87850	0.87850	0.88739	96.69	105774.78
181	2022.10.12 11:32	sell	62	0.80	0.87872	0.00000	0.86877		
182	2022.10.12 12:29	modify	62	0.80	0.87872	0.87772	0.86877		
183	2022.10.12 12:29	s/l	62	0.80	0.87774	0.87772	0.86877	94.76	105869.54
184	2022.10.14 17:28	buy	63	0.80	0.87093	0.00000	0.88079		
185	2022.10.17 17:27	buy	64	1.04	0.86108	0.00000	0.00000		
186	2022.10.17 21:14	close	63	0.80	0.86564	0.00000	0.88079		
187	2022.10.17 21:14	close	64	1.04	0.86564	0.00000	0.00000	-516.45	105353.09
188	2022.10.20 15:29	sell	65	0.80	0.87016	0.00000	0.86044	573.18	105926.27
189	2022.10.20 17:19	modify	65	0.80	0.87016	0.86916	0.86044		
190	2022.10.20 17:24	modify	65	0.80	0.87016	0.86816	0.86044		
191	2022.10.20 17:27	s/l	65	0.80	0.86818	0.86816	0.86044		
192	2022.10.21 22:53	sell	66	0.80	0.87230	0.00000	0.86254	191.46	106117.73
193	2022.10.24 00:04	modify	66	0.80	0.87230	0.87130	0.86254		
194	2022.10.24 00:04	modify	66	0.80	0.87230	0.87030	0.86254		
195	2022.10.24 00:05	modify	66	0.80	0.87230	0.86930	0.86254		
196	2022.10.24 00:05	modify	66	0.80	0.87230	0.86830	0.86254		
197	2022.10.24 00:10	s/l	66	0.80	0.86830	0.86830	0.86254		
198	2022.10.24 16:27	buy	67	0.80	0.87194	0.00000	0.88186	389.18	106506.91
199	2022.10.24 17:08	modify	67	0.80	0.87194	0.87294	0.88186		
200	2022.10.24 17:16	modify	67	0.80	0.87194	0.87394	0.88186		
201	2022.10.24 17:21	s/l	67	0.80	0.87394	0.87394	0.88186		
202	2022.10.31 16:29	buy	68	0.80	0.86179	0.00000	0.87170		
203	2022.11.02 21:38	modify	68	0.80	0.86179	0.86279	0.87170	193.39	106700.30
204	2022.11.02 21:38	s/l	68	0.80	0.86275	0.86279	0.87170		
205	2022.11.07 12:11	sell	69	0.80	0.87168	0.00000	0.86188	82.93	106783.23
206	2022.11.07 13:30	modify	69	0.80	0.87168	0.87068	0.86188		
207	2022.11.07 13:32	s/l	69	0.80	0.87069	0.87068	0.86188		
208	2022.11.10 12:10	sell	70	0.80	0.87510	0.00000	0.86524	95.73	106878.96
209	2022.11.10 12:23	modify	70	0.80	0.87510	0.87410	0.86524		
210	2022.11.10 12:29	s/l	70	0.80	0.87410	0.87410	0.86524		
211	2022.11.15 14:26	sell	71	0.80	0.87600	0.00000	0.86614	96.70	106975.66
212	2022.11.15 14:36	modify	71	0.80	0.87600	0.87500	0.86614		
213	2022.11.15 15:18	s/l	71	0.80	0.87501	0.87500	0.86614		
214	2022.11.23 03:48	buy	72	0.80	0.86738	0.00000	0.87720		
215	2022.11.23 06:46	modify	72	0.80	0.86738	0.86838	0.87720	95.73	107071.39
216	2022.11.23 10:01	s/l	72	0.80	0.86837	0.86838	0.87720		
217	2022.11.25 20:21	buy	73	0.80	0.86143	0.00000	0.87109		
218	2022.11.28 10:36	modify	73	0.80	0.86143	0.86243	0.87109	95.73	107167.12
219	2022.11.28 10:42	s/l	73	0.80	0.86239	0.86243	0.87109		
220	2022.11.29 10:00	sell	74	0.80	0.86159	0.00000	0.85177		
221	2022.12.01 11:31	modify	74	0.80	0.86159	0.86059	0.85177	87.87	107255.00
222	2022.12.01 11:31	s/l	74	0.80	0.86059	0.86059	0.85177		
223	2022.12.05 10:25	buy	75	0.80	0.85928	0.00000	0.86914		
224	2022.12.05 12:51	modify	75	0.80	0.85928	0.86028	0.86914	106.19	107361.18
225	2022.12.05 12:56	s/l	75	0.80	0.86028	0.86028	0.86914		
226	2022.12.06 09:34	sell	76	0.80	0.85918	0.00000	0.84934		
227	2022.12.06 18:07	modify	76	0.80	0.85918	0.85818	0.84934	96.70	107457.88
228	2022.12.06 18:07	s/l	76	0.80	0.85821	0.85818	0.84934		
229	2022.12.08 15:21	sell	77	0.80	0.86165	0.00000	0.85181		
230	2022.12.09 13:30	modify	77	0.80	0.86165	0.86065	0.85181	93.80	107551.68
231	2022.12.09 13:32	s/l	77	0.80	0.86069	0.86065	0.85181		
232	2022.12.12 09:00	buy	78	0.80	0.86145	0.00000	0.87115		
233	2022.12.15 10:58	modify	78	0.80	0.86145	0.86245	0.87115		
234	2022.12.15 10:59	s/l	78	0.80	0.86239	0.86245	0.87115	95.20	107646.88
235	2022.12.20 05:04	sell	79	0.80	0.87177	0.00000	0.86200		
236	2022.12.22 14:22	sell	80	1.04	0.88178	0.00000	0.00000		
237	2023.01.09 11:39	close	79	0.80	0.87715	0.00000	0.86200	66.15	107713.03
238	2023.01.09 11:39	close	80	1.04	0.87715	0.00000	0.00000		
239	2023.01.09 19:36	buy	81	0.80	0.88223	0.00000	0.89212		
								-472.83	107240.20
								631.38	107871.58

240	2023.01.10 09:29	modify	81	0.80	0.88223	0.88323	0.89212		
241	2023.01.10 09:29	s/l	81	0.80	0.88321	0.88323	0.89212	89.81	107961.40
242	2023.01.12 12:00	sell	82	0.80	0.88399	0.00000	0.87413		
243	2023.01.17 17:01	modify	82	0.80	0.88399	0.88299	0.87413		
244	2023.01.17 17:01	s/l	82	0.80	0.88299	0.88299	0.87413	103.81	108065.21
245	2023.01.20 09:00	buy	83	0.80	0.87607	0.00000	0.88585		
246	2023.01.20 09:41	modify	83	0.80	0.87607	0.87707	0.88585		
247	2023.01.20 09:42	s/l	83	0.80	0.87707	0.87707	0.88585	96.69	108161.90
248	2023.01.24 10:39	sell	84	0.80	0.87687	0.00000	0.86695		
249	2023.01.30 23:59	close at stop	84	0.80	0.87880	0.00000	0.86695	-172.40	107989.50



Strategy Tester Report

OneMillionFx_EA

KeyToMarkets-Demo (Build 1370)

Simbolo EURUSD (Euro vs US Dollar)
 Periodo 4 Ore (H4) 2022.01.03 00:00 - 2023.02.10 20:00 (2022.01.01 - 2023.02.11)
 Modello Ogni tick (il metodo precissimo sulla base di tutti gli intervalli di tempo minimi)
 Parametri separa_1="--- SET 1°ORDINE ---"; lotti=1; target_1=200; separa_2="--- MAGIC NUMBER ---"; magic_1=12345; separa_4="--- MEDIAZIONE ---";
 distanzaGrid=100; moltiplicat=1.3; profitGrid=70; separa_5="--- TRAILING STOP ---"; attivaTS=15; distanzaTS=10; separa_6="--- EQUITY PROTECTION ---";
 balance=100000; maxLoss=100;

Barre sotto esame	1840	Ticks adoperati per il modello	40912576	Qualita' del modello	99.90%
Errori di grafici	0				
Deposito iniziale	100000.00		Spread		Variabile
Profitto totale netto	12626.01	Profitto lordo	24461.13	Perdita lorda	-11835.12
Fattore di profitto (profit factor)	2.07	Ricompensa attesa	110.75		
Drawdown assoluto	4922.52	Drawdown massimo	5593.12 (5.28%)	Drawdown relativo	5.37% (5397.52)
Operazioni totali	114	Posizioni al ribasso (vincite %)	64 (82.81%)	Posizioni al rialzo (vincite %)	50 (84.00%)
		Operazioni con profitto (% del totale)	95 (83.33%)	Operazioni in perdita (% del totale)	19 (16.67%)
Il piu' grande guadagno con profitto		Mediaoperazione con profitto	operazione in perdita	1490.78	-1247.10
		Massimovincite consecutive (profitto in denaro)	operazione in perdita	257.49	-622.90
		Massimaleprofitto consecutivo (numero delle vincite)	perdite consecutive (perdita in denaro)	22 (5513.73)	2 (-1535.53)
		Mediavincite consecutive	5513.73 (22)	perdita consecutiva (numero delle perdite)	-1535.53 (2)
			6	perdite consecutive	1



#	Data/Orario	Tipo	Ordine	Lotti	Prezzo	S / L	Take profit	Profitto	Saldo
1	2022.01.10 14:33	sell	1	1.00	1.13187	0.00000	1.11190		
2	2022.01.10 15:41	modify	1	1.00	1.13187	1.13087	1.11190		
3	2022.01.10 15:42	s/l	1	1.00	1.13088	1.13087	1.11190	99.00	100099.00
4	2022.01.14 15:33	sell	2	1.00	1.14362	0.00000	1.12365		
5	2022.01.14 18:21	modify	2	1.00	1.14362	1.14262	1.12365		
6	2022.01.14 19:22	modify	2	1.00	1.14362	1.14162	1.12365		
7	2022.01.14 21:44	s/l	2	1.00	1.14162	1.14162	1.12365	200.00	100299.00
8	2022.01.20 03:33	buy	3	1.00	1.13655	0.00000	1.15651		
9	2022.01.25 16:32	buy	4	1.30	1.12658	0.00000	0.00000		
10	2022.01.27 13:39	buy	5	1.69	1.11656	0.00000	0.00000		
11	2022.02.01 09:39	close	3	1.00	1.12502	0.00000	1.15651	-1247.10	99051.90
12	2022.02.01 09:39	close	4	1.30	1.12502	0.00000	0.00000	-288.43	98763.47
13	2022.02.01 09:39	close	5	1.69	1.12502	0.00000	0.00000	1382.03	100145.50
14	2022.02.03 12:43	sell	6	1.00	1.12774	0.00000	1.10778		
15	2022.02.03 16:02	sell	7	1.30	1.13774	0.00000	0.00000		
16	2022.02.04 13:54	sell	8	1.69	1.14774	0.00000	0.00000		
17	2022.02.10 15:34	close	6	1.00	1.13925	0.00000	1.10778	-1112.36	99033.14
18	2022.02.10 15:34	close	7	1.30	1.13925	0.00000	0.00000	-146.07	98887.07
19	2022.02.10 15:34	close	8	1.69	1.13925	0.00000	0.00000	1490.78	100377.86
20	2022.02.10 17:04	buy	9	1.00	1.14223	0.00000	1.16220		
21	2022.02.10 17:07	modify	9	1.00	1.14223	1.14323	1.16220		
22	2022.02.10 17:11	s/l	9	1.00	1.14323	1.14323	1.16220		
23	2022.02.10 23:16	sell	10	1.00	1.14251	0.00000	1.12254	100.00	100477.86
24	2022.02.10 23:27	modify	10	1.00	1.14251	1.14151	1.12254		
25	2022.02.10 23:30	s/l	10	1.00	1.14151	1.14151	1.12254		
26	2022.02.15 12:03	buy	11	1.00	1.13492	0.00000	1.15489	100.00	100577.86
27	2022.02.15 18:08	modify	11	1.00	1.13492	1.13592	1.15489		
28	2022.02.15 18:27	s/l	11	1.00	1.13592	1.13592	1.15489		
29	2022.02.17 05:55	sell	12	1.00	1.13489	0.00000	1.11491	100.00	100677.86
30	2022.02.17 05:56	modify	12	1.00	1.13489	1.13389	1.11491		
31	2022.02.17 05:56	s/l	12	1.00	1.13389	1.13389	1.11491		
32	2022.02.21 05:02	buy	13	1.00	1.13583	0.00000	1.15582	100.00	100777.86
33	2022.02.21 09:01	modify	13	1.00	1.13583	1.13683	1.15582		
34	2022.02.21 10:15	modify	13	1.00	1.13583	1.13783	1.15582		
35	2022.02.21 10:20	s/l	13	1.00	1.13783	1.13783	1.15582		
36	2022.02.22 12:20	buy	14	1.00	1.13389	0.00000	1.15386	200.00	100977.86
37	2022.02.22 12:51	modify	14	1.00	1.13389	1.13489	1.15386		
38	2022.02.22 13:32	s/l	14	1.00	1.13489	1.13489	1.15386		
								100.00	101077.86

39	2022.02.25 17:55	buy	15	1.00	1.12506	0.00000	1.14505		
40	2022.02.25 18:23	modify	15	1.00	1.12506	1.12606	1.14505		
41	2022.02.25 18:27	s/l	15	1.00	1.12606	1.12606	1.14505	100.00	101177.86
42	2022.03.08 14:10	buy	16	1.00	1.09126	0.00000	1.11123		
43	2022.03.08 19:17	modify	16	1.00	1.09126	1.09226	1.11123		
44	2022.03.08 19:17	s/l	16	1.00	1.09222	1.09226	1.11123	96.00	101273.86
45	2022.03.10 20:12	sell	17	1.00	1.09885	0.00000	1.07888		
46	2022.03.11 10:09	modify	17	1.00	1.09885	1.09785	1.07888		
47	2022.03.11 10:24	s/l	17	1.00	1.09785	1.09785	1.07888	105.52	101379.38
48	2022.03.16 21:00	sell	18	1.00	1.09661	0.00000	1.07681		
49	2022.03.16 21:31	modify	18	1.00	1.09661	1.09561	1.07681		
50	2022.03.16 21:32	s/l	18	1.00	1.09561	1.09561	1.07681	100.00	101479.38
51	2022.03.18 13:37	sell	19	1.00	1.10392	0.00000	1.08394		
52	2022.03.18 14:55	modify	19	1.00	1.10392	1.10292	1.08394		
53	2022.03.18 15:22	s/l	19	1.00	1.10294	1.10292	1.08394		
54	2022.03.22 16:49	buy	20	1.00	1.10336	0.00000	1.12335	98.00	101577.38
55	2022.03.29 13:23	modify	20	1.00	1.10336	1.10436	1.12335		
56	2022.03.29 13:57	s/l	20	1.00	1.10434	1.10436	1.12335		
57	2022.03.31 13:30	sell	21	1.00	1.10989	0.00000	1.08992	32.13	101609.51
58	2022.03.31 16:12	modify	21	1.00	1.10989	1.10889	1.08992		
59	2022.03.31 16:14	modify	21	1.00	1.10989	1.10789	1.08992		
60	2022.03.31 16:14	s/l	21	1.00	1.10789	1.10789	1.08992		
61	2022.04.07 09:26	buy	22	1.00	1.09295	0.00000	1.11291	200.00	101809.51
62	2022.04.12 20:39	buy	23	1.30	1.08289	0.00000	0.00000		
63	2022.04.13 19:00	close	22	1.00	1.08757	0.00000	1.11291		
64	2022.04.13 19:00	close	23	1.30	1.08757	0.00000	0.00000	-575.64	101233.87
65	2022.04.19 10:55	buy	24	1.00	1.07990	0.00000	1.09986	596.17	101830.03
66	2022.04.19 11:32	modify	24	1.00	1.07990	1.08090	1.09986		
67	2022.04.19 11:34	s/l	24	1.00	1.08090	1.08090	1.09986		
68	2022.04.21 22:33	sell	25	1.00	1.08323	0.00000	1.06325	100.00	101930.03
69	2022.04.22 10:02	modify	25	1.00	1.08323	1.08223	1.06325		
70	2022.04.22 10:04	s/l	25	1.00	1.08224	1.08223	1.06325		
71	2022.04.29 10:15	buy	26	1.00	1.05531	0.00000	1.07530	104.52	102034.55
72	2022.04.29 10:36	modify	26	1.00	1.05531	1.05631	1.07530		
73	2022.04.29 10:58	s/l	26	1.00	1.05631	1.05631	1.07530		
74	2022.05.03 19:07	sell	27	1.00	1.05268	0.00000	1.03270	100.00	102134.55
75	2022.05.03 19:18	modify	27	1.00	1.05268	1.05168	1.03270		
76	2022.05.03 19:22	s/l	27	1.00	1.05169	1.05168	1.03270		
77	2022.05.04 21:32	sell	28	1.00	1.05231	0.00000	1.03233	99.00	102233.55
78	2022.05.04 21:54	sell	29	1.30	1.06239	0.00000	0.00000		
79	2022.05.05 14:22	close	28	1.00	1.05768	0.00000	1.03233		
80	2022.05.05 14:22	close	29	1.30	1.05768	0.00000	0.00000		
81	2022.05.16 10:28	buy	30	1.00	1.04229	0.00000	1.06225	-520.44	101713.11
82	2022.05.16 13:59	modify	30	1.00	1.04229	1.04329	1.06225	633.83	102346.94
83	2022.05.16 14:03	s/l	30	1.00	1.04329	1.04329	1.06225		
84	2022.05.18 20:00	sell	31	1.00	1.04874	0.00000	1.02876		
85	2022.05.18 22:03	modify	31	1.00	1.04874	1.04774	1.02876	100.00	102446.94
86	2022.05.19 03:17	s/l	31	1.00	1.04777	1.04774	1.02876		
87	2022.05.20 21:27	sell	32	1.00	1.05333	0.00000	1.03337		
88	2022.05.23 11:21	sell	33	1.30	1.06333	0.00000	0.00000	113.56	102560.50
89	2022.05.24 10:44	sell	34	1.69	1.07335	0.00000	0.00000		
90	2022.05.25 15:18	close	32	1.00	1.06489	0.00000	1.03337		
91	2022.05.25 15:18	close	33	1.30	1.06489	0.00000	0.00000		
92	2022.05.25 15:18	close	34	1.69	1.06489	0.00000	0.00000	-1139.44	101421.06
93	2022.05.27 13:54	sell	35	1.00	1.06998	0.00000	1.05000	-188.45	101232.61
94	2022.05.31 15:41	modify	35	1.00	1.06998	1.06898	1.05000	1439.07	102671.68
95	2022.05.31 15:44	s/l	35	1.00	1.06898	1.06898	1.05000		
96	2022.05.31 20:57	buy	36	1.00	1.07392	0.00000	1.09389		
97	2022.06.01 18:36	buy	37	1.30	1.06394	0.00000	0.00000	111.04	102782.72
98	2022.06.02 10:38	close	36	1.00	1.06866	0.00000	1.09389		
99	2022.06.02 10:38	close	37	1.30	1.06866	0.00000	0.00000		
100	2022.06.07 21:31	buy	38	1.00	1.07090	0.00000	1.09087		
101	2022.06.08 13:46	modify	38	1.00	1.07090	1.07190	1.09087	-563.64	102219.08
102	2022.06.08 13:58	s/l	38	1.00	1.07188	1.07190	1.09087	576.90	102795.98
103	2022.06.09 16:11	sell	39	1.00	1.07023	0.00000	1.05028		
104	2022.06.09 16:24	modify	39	1.00	1.07023	1.06923	1.05028		
105	2022.06.09 16:26	s/l	39	1.00	1.06926	1.06923	1.05028	88.59	102884.57
								97.00	102981.57

106	2022.06.15 08:33	buy	40	1.00	1.04491	0.00000	1.06487		
107	2022.06.15 08:35	modify	40	1.00	1.04491	1.04591	1.06487		
108	2022.06.15 08:39	s/l	40	1.00	1.04591	1.04591	1.06487	100.00	103081.57
109	2022.06.15 21:40	buy	41	1.00	1.04368	0.00000	1.06366		
110	2022.06.15 21:40	modify	41	1.00	1.04368	1.04468	1.06366		
111	2022.06.15 21:41	s/l	41	1.00	1.04462	1.04468	1.06366	94.00	103175.57
112	2022.06.17 17:02	sell	42	1.00	1.04709	0.00000	1.02712		
113	2022.06.17 17:21	modify	42	1.00	1.04709	1.04609	1.02712		
114	2022.06.17 17:24	s/l	42	1.00	1.04609	1.04609	1.02712	100.00	103275.57
115	2022.06.21 21:50	sell	43	1.00	1.05188	0.00000	1.03191		
116	2022.06.22 04:34	modify	43	1.00	1.05188	1.05088	1.03191		
117	2022.06.22 04:36	s/l	43	1.00	1.05089	1.05088	1.03191	104.52	103380.09
118	2022.06.22 12:58	buy	44	1.00	1.05238	0.00000	1.07236		
119	2022.06.22 16:03	modify	44	1.00	1.05238	1.05338	1.07236		
120	2022.06.22 16:41	modify	44	1.00	1.05238	1.05438	1.07236		
121	2022.06.22 16:43	modify	44	1.00	1.05238	1.05538	1.07236		
122	2022.06.22 17:02	s/l	44	1.00	1.05537	1.05538	1.07236		
123	2022.06.23 10:20	sell	45	1.00	1.05388	0.00000	1.03390	299.00	103679.09
124	2022.06.23 10:30	modify	45	1.00	1.05388	1.05288	1.03390		
125	2022.06.23 10:31	modify	45	1.00	1.05388	1.05188	1.03390		
126	2022.06.23 10:33	s/l	45	1.00	1.05189	1.05188	1.03390		
127	2022.06.28 15:09	sell	46	1.00	1.05611	0.00000	1.03615	199.00	103878.09
128	2022.06.28 15:43	modify	46	1.00	1.05611	1.05511	1.03615		
129	2022.06.28 16:06	modify	46	1.00	1.05611	1.05411	1.03615		
130	2022.06.28 17:25	modify	46	1.00	1.05611	1.05311	1.03615		
131	2022.06.28 18:16	s/l	46	1.00	1.05311	1.05311	1.03615		
132	2022.06.30 20:25	buy	47	1.00	1.04889	0.00000	1.06887	300.00	104178.09
133	2022.07.01 17:03	buy	48	1.30	1.03891	0.00000	0.00000		
134	2022.07.04 01:55	close	47	1.00	1.04356	0.00000	1.06887		
135	2022.07.04 01:55	close	48	1.30	1.04356	0.00000	0.00000	-551.82	103626.27
136	2022.07.08 17:57	buy	49	1.00	1.01802	0.00000	1.03799	592.27	104218.54
137	2022.07.11 15:35	buy	50	1.30	1.00804	0.00000	0.00000		
138	2022.07.14 16:24	buy	51	1.69	0.99805	0.00000	0.00000		
139	2022.07.15 14:34	close	49	1.00	1.00650	0.00000	1.03799		
140	2022.07.15 14:34	close	50	1.30	1.00650	0.00000	0.00000	-1217.87	103000.67
141	2022.07.15 14:34	close	51	1.69	1.00650	0.00000	0.00000	-273.60	102727.07
142	2022.07.20 13:45	sell	52	1.00	1.01779	0.00000	0.99781	1412.15	104139.22
143	2022.07.20 20:38	modify	52	1.00	1.01779	1.01679	0.99781		
144	2022.07.20 21:11	s/l	52	1.00	1.01681	1.01679	0.99781		
145	2022.07.22 16:44	buy	53	1.00	1.02050	0.00000	1.04047	98.00	104237.22
146	2022.07.22 16:47	modify	53	1.00	1.02050	1.02150	1.04047		
147	2022.07.22 16:50	modify	53	1.00	1.02050	1.02250	1.04047		
148	2022.07.22 17:18	modify	53	1.00	1.02050	1.02350	1.04047		
149	2022.07.22 17:30	s/l	53	1.00	1.02349	1.02350	1.04047		
150	2022.07.27 21:41	buy	54	1.00	1.01767	0.00000	1.03764		
151	2022.07.27 21:42	modify	54	1.00	1.01767	1.01867	1.03764	299.00	104536.22
152	2022.07.27 21:43	s/l	54	1.00	1.01866	1.01867	1.03764		
153	2022.07.29 15:33	sell	55	1.00	1.01749	0.00000	0.99752		
154	2022.07.29 16:02	modify	55	1.00	1.01749	1.01649	0.99752	99.00	104635.22
155	2022.07.29 16:08	s/l	55	1.00	1.01649	1.01649	0.99752		
156	2022.08.02 10:31	sell	56	1.00	1.02299	0.00000	1.00303		
157	2022.08.02 10:38	modify	56	1.00	1.02299	1.02199	1.00303	100.00	104735.22
158	2022.08.02 10:38	s/l	56	1.00	1.02199	1.02199	1.00303		
159	2022.08.04 12:41	buy	57	1.00	1.01951	0.00000	1.03949		
160	2022.08.04 17:55	modify	57	1.00	1.01951	1.02051	1.03949	100.00	104835.22
161	2022.08.04 18:17	modify	57	1.00	1.01951	1.02151	1.03949		
162	2022.08.04 18:39	s/l	57	1.00	1.02151	1.02151	1.03949		
163	2022.08.05 15:30	sell	58	1.00	1.01935	0.00000	0.99942		
164	2022.08.05 15:30	modify	58	1.00	1.01935	1.01835	0.99942	200.00	105035.22
165	2022.08.05 15:33	s/l	58	1.00	1.01835	1.01835	0.99942		
166	2022.08.12 11:01	sell	59	1.00	1.02899	0.00000	1.00904		
167	2022.08.12 15:43	modify	59	1.00	1.02899	1.02799	1.00904		
168	2022.08.12 16:26	s/l	59	1.00	1.02799	1.02799	1.00904	100.00	105135.22
169	2022.08.17 12:57	buy	60	1.00	1.01815	0.00000	1.03810		
170	2022.08.17 17:07	modify	60	1.00	1.01815	1.01915	1.03810		
171	2022.08.17 17:10	s/l	60	1.00	1.01915	1.01915	1.03810	100.00	105235.22
172	2022.08.23 17:00	buy	61	1.00	0.99995	0.00000	1.01994		
								100.00	105335.22

173	2022.08.23 17:01	modify	61	1.00	0.99995	1.00095	1.01994		
174	2022.08.23 17:01	s/l	61	1.00	1.00094	1.00095	1.01994	99.00	105434.22
175	2022.08.25 16:09	sell	62	1.00	0.99596	0.00000	0.97601		
176	2022.08.26 16:27	sell	63	1.30	1.00604	0.00000	0.00000		
177	2022.08.26 18:00	close	62	1.00	1.00135	0.00000	0.97601	-533.48	104900.74
178	2022.08.26 18:00	close	63	1.30	1.00135	0.00000	0.00000	609.70	105510.44
179	2022.08.29 13:21	buy	64	1.00	0.99718	0.00000	1.01714		
180	2022.08.29 13:30	modify	64	1.00	0.99718	0.99818	1.01714		
181	2022.08.29 13:31	s/l	64	1.00	0.99815	0.99818	1.01714		
182	2022.09.01 06:43	sell	65	1.00	1.00180	0.00000	0.98185	97.00	105607.44
183	2022.09.01 13:32	modify	65	1.00	1.00180	1.00080	0.98185		
184	2022.09.01 13:34	s/l	65	1.00	1.00080	1.00080	0.98185		
185	2022.09.02 12:54	buy	66	1.00	1.00002	0.00000	1.01998	100.00	105707.44
186	2022.09.02 13:05	modify	66	1.00	1.00002	1.00102	1.01998		
187	2022.09.02 13:09	s/l	66	1.00	1.00100	1.00102	1.01998		
188	2022.09.07 10:57	buy	67	1.00	0.99225	0.00000	1.01223	98.00	105805.44
189	2022.09.07 17:25	modify	67	1.00	0.99225	0.99325	1.01223		
190	2022.09.07 17:28	s/l	67	1.00	0.99325	0.99325	1.01223		
191	2022.09.08 16:11	sell	68	1.00	0.99429	0.00000	0.97435	100.00	105905.44
192	2022.09.09 03:41	sell	69	1.30	1.00430	0.00000	0.00000		
193	2022.09.12 09:59	sell	70	1.69	1.01436	0.00000	0.00000		
194	2022.09.13 15:36	close	68	1.00	1.00587	0.00000	0.97435		
195	2022.09.13 15:36	close	69	1.30	1.00587	0.00000	0.00000	-1141.44	104764.00
196	2022.09.13 15:36	close	70	1.69	1.00587	0.00000	0.00000	-189.75	104574.25
197	2022.09.15 16:00	buy	71	1.00	1.00117	0.00000	1.02114	1444.14	106018.39
198	2022.09.16 17:55	modify	71	1.00	1.00117	1.00217	1.02114		
199	2022.09.16 18:03	s/l	71	1.00	1.00217	1.00217	1.02114		
200	2022.09.19 07:58	sell	72	1.00	0.99906	0.00000	0.97911	90.59	106108.98
201	2022.09.19 09:07	modify	72	1.00	0.99906	0.99806	0.97911		
202	2022.09.19 09:11	s/l	72	1.00	0.99807	0.99806	0.97911		
203	2022.09.20 14:08	sell	73	1.00	0.99995	0.00000	0.98000	99.00	106207.98
204	2022.09.20 15:02	modify	73	1.00	0.99995	0.99895	0.98000		
205	2022.09.20 15:28	modify	73	1.00	0.99995	0.99795	0.98000		
206	2022.09.20 16:55	s/l	73	1.00	0.99795	0.99795	0.98000		
207	2022.09.28 16:44	buy	74	1.00	0.96121	0.00000	0.98117		
208	2022.09.28 16:48	modify	74	1.00	0.96121	0.96221	0.98117	200.00	106407.98
209	2022.09.28 16:53	s/l	74	1.00	0.96221	0.96221	0.98117		
210	2022.10.03 12:44	sell	75	1.00	0.97678	0.00000	0.95682		
211	2022.10.03 12:52	modify	75	1.00	0.97678	0.97578	0.95682	100.00	106507.98
212	2022.10.03 12:52	s/l	75	1.00	0.97580	0.97578	0.95682		
213	2022.10.05 16:26	sell	76	1.00	0.98805	0.00000	0.96810		
214	2022.10.05 16:50	modify	76	1.00	0.98805	0.98705	0.96810	98.00	106605.98
215	2022.10.05 16:52	s/l	76	1.00	0.98705	0.98705	0.96810		
216	2022.10.11 14:24	buy	77	1.00	0.97350	0.00000	0.99347		
217	2022.10.11 18:56	modify	77	1.00	0.97350	0.97450	0.99347	100.00	106705.98
218	2022.10.11 19:03	s/l	77	1.00	0.97448	0.97450	0.99347		
219	2022.10.13 17:46	buy	78	1.00	0.97060	0.00000	0.99058		
220	2022.10.13 17:50	modify	78	1.00	0.97060	0.97160	0.99058	98.00	106803.98
221	2022.10.13 17:57	s/l	78	1.00	0.97160	0.97160	0.99058		
222	2022.10.14 12:36	sell	79	1.00	0.97236	0.00000	0.95237		
223	2022.10.14 17:00	modify	79	1.00	0.97236	0.97136	0.95237	100.00	106903.98
224	2022.10.14 17:00	s/l	79	1.00	0.97138	0.97136	0.95237		
225	2022.10.19 12:00	sell	80	1.00	0.98169	0.00000	0.96172		
226	2022.10.19 13:26	modify	80	1.00	0.98169	0.98069	0.96172	98.00	107001.98
227	2022.10.19 13:58	modify	80	1.00	0.98169	0.97969	0.96172		
228	2022.10.19 14:10	modify	80	1.00	0.98169	0.97869	0.96172		
229	2022.10.19 16:20	s/l	80	1.00	0.97869	0.97869	0.96172		
230	2022.10.21 16:06	buy	81	1.00	0.97833	0.00000	0.99832		
231	2022.10.21 16:55	modify	81	1.00	0.97833	0.97933	0.99832		
232	2022.10.21 16:55	s/l	81	1.00	0.97933	0.97933	0.99832	300.00	107301.98
233	2022.10.27 16:07	sell	82	1.00	0.99885	0.00000	0.97887		
234	2022.10.27 16:12	modify	82	1.00	0.99885	0.99785	0.97887		
235	2022.10.27 16:13	s/l	82	1.00	0.99788	0.99785	0.97887	100.00	107401.98
236	2022.11.02 21:50	sell	83	1.00	0.98946	0.00000	0.96949		
237	2022.11.02 21:51	modify	83	1.00	0.98946	0.98846	0.96949		
238	2022.11.02 21:52	s/l	83	1.00	0.98848	0.98846	0.96949	97.00	107498.98
239	2022.11.04 15:46	buy	84	1.00	0.98158	0.00000	1.00153		
								98.00	107596.98

240	2022.11.04 15:57	modify	84	1.00	0.98158	0.98258	1.00153		
241	2022.11.04 15:58	modify	84	1.00	0.98158	0.98358	1.00153		
242	2022.11.04 16:02	modify	84	1.00	0.98158	0.98458	1.00153		
243	2022.11.04 16:07	modify	84	1.00	0.98158	0.98558	1.00153		
244	2022.11.04 16:43	s/l	84	1.00	0.98556	0.98558	1.00153	398.00	107994.98
245	2022.11.09 16:28	sell	85	1.00	1.00226	0.00000	0.98232		
246	2022.11.09 20:35	modify	85	1.00	1.00226	1.00126	0.98232		
247	2022.11.09 20:59	s/l	85	1.00	1.00127	1.00126	0.98232	99.00	108093.98
248	2022.11.10 15:30	buy	86	1.00	1.00301	0.00000	1.02296		
249	2022.11.10 15:30	modify	86	1.00	1.00301	1.00401	1.02296		
250	2022.11.10 15:30	modify	86	1.00	1.00301	1.00501	1.02296		
251	2022.11.10 15:31	modify	86	1.00	1.00301	1.00601	1.02296		
252	2022.11.10 15:35	modify	86	1.00	1.00301	1.00701	1.02296		
253	2022.11.10 15:35	modify	86	1.00	1.00301	1.00801	1.02296		
254	2022.11.10 15:44	modify	86	1.00	1.00301	1.00901	1.02296		
255	2022.11.10 15:46	modify	86	1.00	1.00301	1.01001	1.02296		
256	2022.11.10 15:48	modify	86	1.00	1.00301	1.01101	1.02296		
257	2022.11.10 15:56	s/l	86	1.00	1.01101	1.01101	1.02296		
258	2022.11.15 20:27	sell	87	1.00	1.03379	0.00000	1.01387	800.00	108893.98
259	2022.11.15 20:28	modify	87	1.00	1.03379	1.03279	1.01387		
260	2022.11.15 20:29	s/l	87	1.00	1.03279	1.03279	1.01387		
261	2022.11.22 19:57	buy	88	1.00	1.02912	0.00000	1.04909	100.00	108993.98
262	2022.11.22 20:57	modify	88	1.00	1.02912	1.03012	1.04909		
263	2022.11.22 21:01	s/l	88	1.00	1.03012	1.03012	1.04909		
264	2022.11.25 14:49	sell	89	1.00	1.03853	0.00000	1.01859	100.00	109093.98
265	2022.11.25 15:19	modify	89	1.00	1.03853	1.03753	1.01859		
266	2022.11.25 16:18	modify	89	1.00	1.03853	1.03653	1.01859		
267	2022.11.25 16:31	s/l	89	1.00	1.03655	1.03653	1.01859		
268	2022.11.28 10:25	buy	90	1.00	1.04000	0.00000	1.05996	198.00	109291.98
269	2022.11.28 10:33	modify	90	1.00	1.04000	1.04100	1.05996		
270	2022.11.28 10:39	modify	90	1.00	1.04000	1.04200	1.05996		
271	2022.11.28 11:10	modify	90	1.00	1.04000	1.04300	1.05996		
272	2022.11.28 12:17	modify	90	1.00	1.04000	1.04400	1.05996		
273	2022.11.28 12:26	modify	90	1.00	1.04000	1.04500	1.05996		
274	2022.11.28 13:04	modify	90	1.00	1.04000	1.04600	1.05996		
275	2022.11.28 14:04	s/l	90	1.00	1.04599	1.04600	1.05996		
276	2022.11.28 17:39	sell	91	1.00	1.04053	0.00000	1.02056	599.00	109890.98
277	2022.11.28 18:04	modify	91	1.00	1.04053	1.03953	1.02056		
278	2022.11.28 19:03	modify	91	1.00	1.04053	1.03853	1.02056		
279	2022.11.28 19:05	s/l	91	1.00	1.03856	1.03853	1.02056		
280	2022.12.02 15:43	sell	92	1.00	1.04342	0.00000	1.02347	197.00	110087.98
281	2022.12.02 21:57	sell	93	1.30	1.05342	0.00000	0.00000		
282	2022.12.05 21:21	close	92	1.00	1.04876	0.00000	1.02347		
283	2022.12.05 21:21	close	93	1.30	1.04876	0.00000	0.00000		
284	2022.12.09 15:30	sell	94	1.00	1.05202	0.00000	1.03221	-528.48	109559.50
285	2022.12.09 15:30	modify	94	1.00	1.05202	1.05102	1.03221	612.98	110172.47
286	2022.12.09 15:30	s/l	94	1.00	1.05108	1.05102	1.03221		
287	2022.12.15 11:00	sell	95	1.00	1.06189	0.00000	1.04191		
288	2022.12.15 16:13	sell	96	1.30	1.07197	0.00000	0.00000	94.00	110266.47
289	2022.12.15 17:09	close	95	1.00	1.06728	0.00000	1.04191		
290	2022.12.15 17:09	close	96	1.30	1.06728	0.00000	0.00000		
291	2022.12.19 08:44	buy	97	1.00	1.06296	0.00000	1.08292	-539.00	109727.47
292	2022.12.19 10:20	modify	97	1.00	1.06296	1.06396	1.08292	609.70	110337.17
293	2022.12.19 10:29	s/l	97	1.00	1.06393	1.06396	1.08292		
294	2022.12.20 19:48	sell	98	1.00	1.06127	0.00000	1.04133		
295	2022.12.21 17:00	modify	98	1.00	1.06127	1.06027	1.04133	97.00	110434.17
296	2022.12.21 17:00	s/l	98	1.00	1.06029	1.06027	1.04133		
297	2022.12.22 13:45	sell	99	1.00	1.06187	0.00000	1.04189		
298	2022.12.22 15:36	modify	99	1.00	1.06187	1.06087	1.04189	103.52	110537.69
299	2022.12.22 15:37	s/l	99	1.00	1.06087	1.06087	1.04189		
300	2022.12.23 09:05	buy	100	1.00	1.06150	0.00000	1.08146		
301	2022.12.23 09:56	modify	100	1.00	1.06150	1.06250	1.08146		
302	2022.12.23 10:00	s/l	100	1.00	1.06249	1.06250	1.08146	100.00	110637.69
303	2022.12.27 15:07	sell	101	1.00	1.06257	0.00000	1.04262		
304	2022.12.28 22:24	modify	101	1.00	1.06257	1.06157	1.04262		
305	2022.12.29 00:00	s/l	101	1.00	1.06157	1.06157	1.04262	99.00	110736.69
306	2022.12.30 07:59	sell	102	1.00	1.06431	0.00000	1.04437		
								122.08	110858.77

307	2023.01.03 09:50	modify	102	1.00	1.06431	1.06331	1.04437		
308	2023.01.03 10:04	modify	102	1.00	1.06431	1.06231	1.04437		
309	2023.01.03 10:05	modify	102	1.00	1.06431	1.06131	1.04437		
310	2023.01.03 10:16	modify	102	1.00	1.06431	1.06031	1.04437		
311	2023.01.03 10:30	modify	102	1.00	1.06431	1.05931	1.04437		
312	2023.01.03 10:54	modify	102	1.00	1.06431	1.05831	1.04437		
313	2023.01.03 11:04	modify	102	1.00	1.06431	1.05731	1.04437		
314	2023.01.03 13:19	modify	102	1.00	1.06431	1.05631	1.04437		
315	2023.01.03 15:36	s/l	102	1.00	1.05631	1.05631	1.04437	811.04	111669.81
316	2023.01.04 10:15	buy	103	1.00	1.06294	0.00000	1.08292		
317	2023.01.05 17:10	buy	104	1.30	1.05300	0.00000	0.00000		
318	2023.01.06 17:13	close	103	1.00	1.05764	0.00000	1.08292	-567.64	111102.17
319	2023.01.06 17:13	close	104	1.30	1.05764	0.00000	0.00000	590.97	111693.14
320	2023.01.12 11:02	sell	105	1.00	1.07427	0.00000	1.05432		
321	2023.01.12 19:55	sell	106	1.30	1.08428	0.00000	0.00000		
322	2023.01.13 15:47	close	105	1.00	1.07943	0.00000	1.05432		
323	2023.01.13 15:47	close	106	1.30	1.07943	0.00000	0.00000	-510.48	111182.66
324	2023.01.18 09:26	buy	107	1.00	1.08192	0.00000	1.10188	637.68	111820.34
325	2023.01.18 09:45	modify	107	1.00	1.08192	1.08292	1.10188		
326	2023.01.18 09:45	s/l	107	1.00	1.08292	1.08292	1.10188		
327	2023.01.18 18:23	sell	108	1.00	1.08206	0.00000	1.06212	100.00	111920.34
328	2023.01.18 19:11	modify	108	1.00	1.08206	1.08106	1.06212		
329	2023.01.18 19:11	s/l	108	1.00	1.08107	1.08106	1.06212		
330	2023.01.24 11:49	sell	109	1.00	1.08590	0.00000	1.06597	99.00	112019.34
331	2023.01.24 16:45	modify	109	1.00	1.08590	1.08490	1.06597		
332	2023.01.24 16:46	s/l	109	1.00	1.08491	1.08490	1.06597		
333	2023.01.25 18:10	sell	110	1.00	1.08792	0.00000	1.06797	99.00	112118.34
334	2023.01.26 17:52	modify	110	1.00	1.08792	1.08692	1.06797		
335	2023.01.26 18:16	s/l	110	1.00	1.08694	1.08692	1.06797		
336	2023.01.30 10:15	buy	111	1.00	1.08860	0.00000	1.10859	114.56	112232.90
337	2023.01.30 11:49	modify	111	1.00	1.08860	1.08960	1.10859		
338	2023.01.30 13:32	s/l	111	1.00	1.08960	1.08960	1.10859		
339	2023.01.31 16:27	buy	112	1.00	1.08643	0.00000	1.10641	100.00	112332.90
340	2023.02.01 09:17	modify	112	1.00	1.08643	1.08743	1.10641		
341	2023.02.01 09:33	s/l	112	1.00	1.08741	1.08743	1.10641		
342	2023.02.02 16:55	sell	113	1.00	1.09087	0.00000	1.07093	88.59	112421.49
343	2023.02.02 17:08	modify	113	1.00	1.09087	1.08987	1.07093		
344	2023.02.02 17:16	s/l	113	1.00	1.08988	1.08987	1.07093		
345	2023.02.09 21:25	sell	114	1.00	1.07357	0.00000	1.05362	99.00	112520.49
346	2023.02.10 05:25	modify	114	1.00	1.07357	1.07257	1.05362		
347	2023.02.10 07:52	s/l	114	1.00	1.07257	1.07257	1.05362		
								105.52	112626.01



Strategy Tester Report

OneMillionFx_EA

KeyToMarkets-Demo (Build 1370)

Simbolo	GBPUSD (Great Britain Pound vs US Dollar)		
Periodo	4 Ore (H4) 2022.01.03 00:00 - 2023.02.10 20:00 (2022.01.01 - 2023.02.11)		
Modello	Ogni tick (il metodo precissimo sulla base di tutti gli intervalli di tempo minimi)		
Parametri	separe_1="--- SET 1°ORDINE ---"; lotti=1; target_1=200; separe_2="--- MAGIC NUMBER ---"; magic_1=12345; separe_4="--- MEDIAZIONE ---"; distanzaGrid=100; moltiplicat=1.3; profitGrid=30; separe_5="--- TRAILING STOP ---"; attivaTS=13; distanzaTS=10; separe_6="--- EQUITY PROTECTION ---"; balance=100000; maxLoss=100;		
Barre sotto esame	1840Ticks adoperati per il modello	48273409Qualita' del modello	99.90%
Errori di grafici	0		
Deposito iniziale	100000.00	Spread	Variabile
Profitto totale netto	12913.45 Profitto lordo	20418.48 Perdita lorda	-7505.03
Fattore di profitto (profit factor)	2.72Ricompensa attesa	104.99	
Drawdown assoluto	2448.22Drawdown massimo	6588.18 (6.01%)Drawdown relativo	6.01% (6588.18)
Operazioni totali	123Posizioni al ribasso (vincite %)	53 (90.57%)Posizioni al rialzo (vincite %)	70 (88.57%)
	Operazioni con profitto (% del totale)	110 (89.43%)Operazioni in perdita (% del totale)	13 (10.57%)
	Il piu' grande guadagno con profitto Mediooperazione con profitto	operazione in perdita operazione in perdita	412.84
		perdite consecutive (perdite consecutive)	-1166.00
	Massimovincite consecutive (profitto in denaro)	denaro)	22 (2700.03)
	Massimaleprofitto consecutivo (numero delle vincite)	3335.77 (18)perdita consecutiva (numero delle perdite)	2 (-1380.50)
	Mediavincite consecutive	8 perdite consecutive	1

Graph

#	Data/Orario	Tipo	Ordine	Lotti	Prezzo	S / L	Take profit	Profitto	Saldo
1	2022.01.04 10:14	buy	1	1.00	1.34999	0.00000	1.36989		
2	2022.01.04 11:50	modify	1	1.00	1.34999	1.35099	1.36989		
3	2022.01.04 11:51	s/l	1	1.00	1.35099	1.35099	1.36989	100.00	100100.00
4	2022.01.06 08:22	sell	2	1.00	1.35254	0.00000	1.33267		
5	2022.01.06 08:59	modify	2	1.00	1.35254	1.35154	1.33267		
6	2022.01.06 09:00	s/l	2	1.00	1.35154	1.35154	1.33267	100.00	100200.00
7	2022.01.10 15:54	sell	3	1.00	1.35533	0.00000	1.33543		
8	2022.01.10 16:17	modify	3	1.00	1.35533	1.35433	1.33543		
9	2022.01.10 16:22	s/l	3	1.00	1.35433	1.35433	1.33543	100.00	100300.00
10	2022.01.11 15:37	sell	4	1.00	1.35725	0.00000	1.33734		
11	2022.01.12 15:39	sell	5	1.30	1.36725	0.00000	0.00000		
12	2022.01.18 05:42	close	4	1.00	1.36277	0.00000	1.33734	-537.93	99762.07
13	2022.01.18 05:42	close	5	1.30	1.36277	0.00000	0.00000	598.08	100360.15
14	2022.01.19 12:59	buy	6	1.00	1.36322	0.00000	1.38317		
15	2022.01.19 13:21	modify	6	1.00	1.36322	1.36422	1.38317		
16	2022.01.19 13:22	s/l	6	1.00	1.36422	1.36422	1.38317		
17	2022.01.20 21:58	sell	7	1.00	1.36147	0.00000	1.34155	100.00	100460.15
18	2022.01.20 22:34	modify	7	1.00	1.36147	1.36047	1.34155		
19	2022.01.20 22:54	modify	7	1.00	1.36147	1.35947	1.34155		
20	2022.01.20 23:08	s/l	7	1.00	1.35951	1.35947	1.34155		
21	2022.01.25 21:41	buy	8	1.00	1.35141	0.00000	1.37137	196.00	100656.15
22	2022.01.27 09:55	buy	9	1.30	1.34150	0.00000	0.00000		
23	2022.01.31 22:35	close	8	1.00	1.34597	0.00000	1.37137		
24	2022.01.31 22:35	close	9	1.30	1.34597	0.00000	0.00000	-571.72	100084.43
25	2022.02.04 12:00	sell	10	1.00	1.35683	0.00000	1.33694	569.09	100653.52
26	2022.02.04 12:06	modify	10	1.00	1.35683	1.35583	1.33694		
27	2022.02.04 12:12	s/l	10	1.00	1.35583	1.35583	1.33694		
28	2022.02.08 10:59	buy	11	1.00	1.35429	0.00000	1.37421	100.00	100753.52
29	2022.02.08 12:59	modify	11	1.00	1.35429	1.35529	1.37421		
30	2022.02.08 13:10	s/l	11	1.00	1.35526	1.35529	1.37421		
31	2022.02.09 18:56	sell	12	1.00	1.35399	0.00000	1.33407	97.00	100850.52
32	2022.02.09 22:18	modify	12	1.00	1.35399	1.35299	1.33407		
33	2022.02.09 22:19	s/l	12	1.00	1.35302	1.35299	1.33407		
34	2022.02.10 22:50	sell	13	1.00	1.35530	0.00000	1.33538	97.00	100947.52
35	2022.02.11 02:20	modify	13	1.00	1.35530	1.35430	1.33538		
36	2022.02.11 02:59	s/l	13	1.00	1.35430	1.35430	1.33538		
37	2022.02.11 21:01	sell	14	1.00	1.35584	0.00000	1.33594	102.01	101049.53
38	2022.02.11 21:06	modify	14	1.00	1.35584	1.35484	1.33594		

39	2022.02.11 21:06	s/l	14	1.00	1.35485	1.35484	1.33594	99.00	101148.53
40	2022.02.15 10:08	buy	15	1.00	1.35468	0.00000	1.37462		
41	2022.02.15 10:10	modify	15	1.00	1.35468	1.35568	1.37462		
42	2022.02.15 10:10	s/l	15	1.00	1.35568	1.35568	1.37462	100.00	101248.53
43	2022.02.16 02:03	buy	16	1.00	1.35446	0.00000	1.37439		
44	2022.02.16 09:00	modify	16	1.00	1.35446	1.35546	1.37439		
45	2022.02.16 09:00	s/l	16	1.00	1.35544	1.35546	1.37439	98.00	101346.53
46	2022.02.18 16:41	sell	17	1.00	1.35936	0.00000	1.33945		
47	2022.02.18 17:56	modify	17	1.00	1.35936	1.35836	1.33945		
48	2022.02.18 17:57	s/l	17	1.00	1.35837	1.35836	1.33945	99.00	101445.53
49	2022.02.22 17:58	buy	18	1.00	1.36004	0.00000	1.38000		
50	2022.02.23 10:06	modify	18	1.00	1.36004	1.36104	1.38000		
51	2022.02.23 10:07	s/l	18	1.00	1.36104	1.36104	1.38000	95.38	101540.91
52	2022.02.28 12:55	buy	19	1.00	1.34045	0.00000	1.36040		
53	2022.02.28 16:41	modify	19	1.00	1.34045	1.34145	1.36040		
54	2022.02.28 16:51	s/l	19	1.00	1.34144	1.34145	1.36040		
55	2022.03.02 18:33	buy	20	1.00	1.33694	0.00000	1.35687	99.00	101639.91
56	2022.03.02 20:42	modify	20	1.00	1.33694	1.33794	1.35687		
57	2022.03.02 20:46	s/l	20	1.00	1.33794	1.33794	1.35687		
58	2022.03.09 10:51	buy	21	1.00	1.31414	0.00000	1.33410	100.00	101739.91
59	2022.03.09 11:29	modify	21	1.00	1.31414	1.31514	1.33410		
60	2022.03.09 11:29	s/l	21	1.00	1.31514	1.31514	1.33410		
61	2022.03.16 21:31	sell	22	1.00	1.30487	0.00000	1.28493	100.00	101839.91
62	2022.03.16 22:46	sell	23	1.30	1.31487	0.00000	0.00000		
63	2022.03.17 15:11	close	22	1.00	1.31039	0.00000	1.28493		
64	2022.03.17 15:11	close	23	1.30	1.31039	0.00000	0.00000	-545.97	101293.94
65	2022.03.21 22:12	sell	24	1.00	1.31574	0.00000	1.29581	590.24	101884.18
66	2022.03.22 03:45	modify	24	1.00	1.31574	1.31474	1.29581		
67	2022.03.22 04:10	s/l	24	1.00	1.31474	1.31474	1.29581		
68	2022.03.23 15:14	sell	25	1.00	1.31965	0.00000	1.29975	102.01	101986.18
69	2022.03.23 15:27	modify	25	1.00	1.31965	1.31865	1.29975		
70	2022.03.23 15:30	s/l	25	1.00	1.31869	1.31865	1.29975		
71	2022.03.29 14:49	buy	26	1.00	1.31424	0.00000	1.33413	96.00	102082.18
72	2022.03.29 15:46	modify	26	1.00	1.31424	1.31524	1.33413		
73	2022.03.29 15:46	s/l	26	1.00	1.31517	1.31524	1.33413		
74	2022.04.04 08:55	buy	27	1.00	1.31258	0.00000	1.33247	93.00	102175.18
75	2022.04.05 10:00	modify	27	1.00	1.31258	1.31358	1.33247		
76	2022.04.05 10:09	s/l	27	1.00	1.31358	1.31358	1.33247		
77	2022.04.05 17:37	sell	28	1.00	1.31156	0.00000	1.29165	95.38	102270.57
78	2022.04.05 18:45	modify	28	1.00	1.31156	1.31056	1.29165		
79	2022.04.05 18:51	s/l	28	1.00	1.31057	1.31056	1.29165		
80	2022.04.06 12:12	buy	29	1.00	1.31031	0.00000	1.33025	99.00	102369.57
81	2022.04.08 16:25	buy	30	1.30	1.30038	0.00000	0.00000		
82	2022.04.11 12:47	close	29	1.00	1.30483	0.00000	1.33025		
83	2022.04.11 12:47	close	30	1.30	1.30483	0.00000	0.00000		
84	2022.04.13 09:00	buy	31	1.00	1.30218	0.00000	1.32208	-571.10	101798.46
85	2022.04.13 17:50	modify	31	1.00	1.30218	1.30318	1.32208	572.49	102370.96
86	2022.04.13 18:25	modify	31	1.00	1.30218	1.30418	1.32208		
87	2022.04.13 18:30	modify	31	1.00	1.30218	1.30518	1.32208		
88	2022.04.13 18:56	modify	31	1.00	1.30218	1.30618	1.32208		
89	2022.04.13 19:11	modify	31	1.00	1.30218	1.30718	1.32208		
90	2022.04.13 19:31	modify	31	1.00	1.30218	1.30818	1.32208		
91	2022.04.13 21:50	modify	31	1.00	1.30218	1.30918	1.32208		
92	2022.04.14 03:00	modify	31	1.00	1.30218	1.31018	1.32208		
93	2022.04.14 04:57	modify	31	1.00	1.30218	1.31118	1.32208		
94	2022.04.14 15:32	s/l	31	1.00	1.31113	1.31118	1.32208		
95	2022.04.21 14:54	sell	32	1.00	1.30307	0.00000	1.28317		
96	2022.04.22 03:54	modify	32	1.00	1.30307	1.30207	1.28317	881.14	103252.10
97	2022.04.22 03:54	s/l	32	1.00	1.30208	1.30207	1.28317		
98	2022.04.29 09:05	buy	33	1.00	1.25240	0.00000	1.27233		
99	2022.04.29 10:01	modify	33	1.00	1.25240	1.25340	1.27233	101.01	103353.11
100	2022.04.29 10:02	s/l	33	1.00	1.25338	1.25340	1.27233		
101	2022.05.05 10:25	sell	34	1.00	1.25262	0.00000	1.23270		
102	2022.05.05 14:03	modify	34	1.00	1.25262	1.25162	1.23270	98.00	103451.11
103	2022.05.05 14:04	modify	34	1.00	1.25262	1.25062	1.23270		
104	2022.05.05 14:05	s/l	34	1.00	1.25063	1.25062	1.23270		
105	2022.05.09 15:05	buy	35	1.00	1.23831	0.00000	1.25824		
								199.00	103650.11

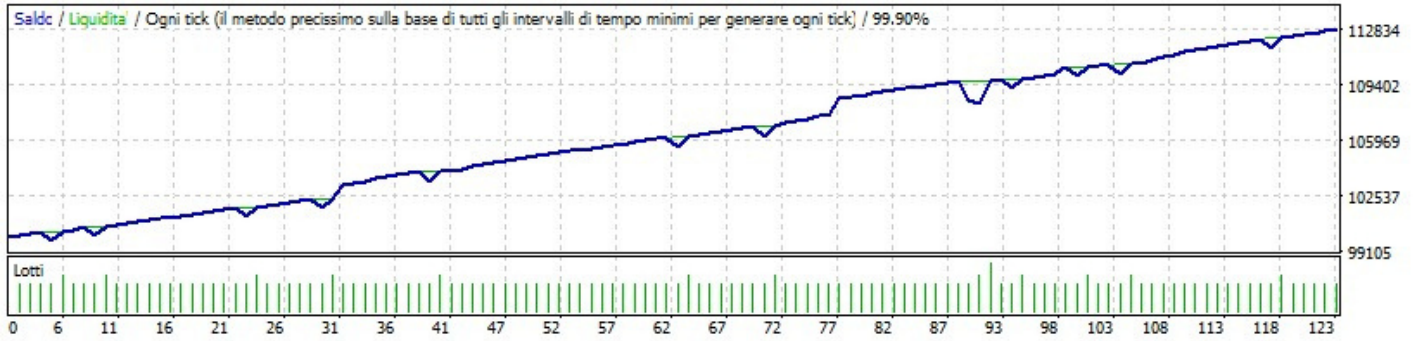
106	2022.05.09 15:07	modify	35	1.00	1.23831	1.23931	1.25824		
107	2022.05.09 15:09	s/l	35	1.00	1.23929	1.23931	1.25824	98.00	103748.11
108	2022.05.13 18:52	buy	36	1.00	1.22419	0.00000	1.24412		
109	2022.05.13 23:52	modify	36	1.00	1.22419	1.22519	1.24412		
110	2022.05.13 23:52	s/l	36	1.00	1.22519	1.22519	1.24412	100.00	103848.11
111	2022.05.18 19:21	sell	37	1.00	1.23786	0.00000	1.21796		
112	2022.05.18 20:16	modify	37	1.00	1.23786	1.23686	1.21796		
113	2022.05.18 20:27	s/l	37	1.00	1.23686	1.23686	1.21796	100.00	103948.11
114	2022.05.31 03:30	sell	38	1.00	1.26218	0.00000	1.24230		
115	2022.05.31 04:01	modify	38	1.00	1.26218	1.26118	1.24230		
116	2022.05.31 04:10	s/l	38	1.00	1.26123	1.26118	1.24230	95.00	104043.11
117	2022.05.31 18:50	buy	39	1.00	1.26249	0.00000	1.28244		
118	2022.06.01 17:00	buy	40	1.30	1.25251	0.00000	0.00000		
119	2022.06.02 15:52	close	39	1.00	1.25701	0.00000	1.28244	-566.48	103476.63
120	2022.06.02 15:52	close	40	1.30	1.25701	0.00000	0.00000	566.98	104043.61
121	2022.06.07 16:46	buy	41	1.00	1.25240	0.00000	1.27230		
122	2022.06.07 16:49	modify	41	1.00	1.25240	1.25340	1.27230		
123	2022.06.07 16:56	s/l	41	1.00	1.25339	1.25340	1.27230		
124	2022.06.15 20:55	buy	42	1.00	1.21011	0.00000	1.23003	99.00	104142.61
125	2022.06.15 21:00	modify	42	1.00	1.21011	1.21111	1.23003		
126	2022.06.15 21:00	s/l	42	1.00	1.21111	1.21111	1.23003		
127	2022.06.17 17:15	sell	43	1.00	1.22002	0.00000	1.20009	100.00	104242.61
128	2022.06.17 17:35	modify	43	1.00	1.22002	1.21902	1.20009		
129	2022.06.17 17:35	modify	43	1.00	1.22002	1.21802	1.20009		
130	2022.06.17 17:38	s/l	43	1.00	1.21802	1.21802	1.20009		
131	2022.06.22 12:58	buy	44	1.00	1.22556	0.00000	1.24545	200.00	104442.61
132	2022.06.22 13:03	modify	44	1.00	1.22556	1.22656	1.24545		
133	2022.06.22 13:04	s/l	44	1.00	1.22656	1.22656	1.24545		
134	2022.06.22 20:02	sell	45	1.00	1.22583	0.00000	1.20594	100.00	104542.61
135	2022.06.23 03:31	modify	45	1.00	1.22583	1.22483	1.20594		
136	2022.06.23 03:36	s/l	45	1.00	1.22483	1.22483	1.20594		
137	2022.06.23 15:29	buy	46	1.00	1.22571	0.00000	1.24565	106.03	104648.64
138	2022.06.23 16:13	modify	46	1.00	1.22571	1.22671	1.24565		
139	2022.06.23 16:13	s/l	46	1.00	1.22668	1.22671	1.24565		
140	2022.06.24 20:47	sell	47	1.00	1.22532	0.00000	1.20541	97.00	104745.64
141	2022.06.27 15:40	modify	47	1.00	1.22532	1.22432	1.20541		
142	2022.06.27 15:43	s/l	47	1.00	1.22432	1.22432	1.20541		
143	2022.06.30 17:03	buy	48	1.00	1.21751	0.00000	1.23746	102.01	104847.65
144	2022.06.30 17:08	modify	48	1.00	1.21751	1.21851	1.23746		
145	2022.06.30 17:08	s/l	48	1.00	1.21851	1.21851	1.23746		
146	2022.07.04 01:10	buy	49	1.00	1.21207	0.00000	1.23191	100.00	104947.65
147	2022.07.04 12:34	modify	49	1.00	1.21207	1.21307	1.23191		
148	2022.07.04 12:35	s/l	49	1.00	1.21306	1.21307	1.23191		
149	2022.07.07 11:07	buy	50	1.00	1.19821	0.00000	1.21812	99.00	105046.65
150	2022.07.07 11:09	modify	50	1.00	1.19821	1.19921	1.21812		
151	2022.07.07 11:09	s/l	50	1.00	1.19916	1.19921	1.21812		
152	2022.07.08 10:27	sell	51	1.00	1.19624	0.00000	1.17630	95.00	105141.65
153	2022.07.08 10:39	modify	51	1.00	1.19624	1.19524	1.17630		
154	2022.07.08 10:40	s/l	51	1.00	1.19526	1.19524	1.17630		
155	2022.07.13 09:00	buy	52	1.00	1.19144	0.00000	1.21138	98.00	105239.65
156	2022.07.13 09:00	modify	52	1.00	1.19144	1.19244	1.21138		
157	2022.07.13 09:00	s/l	52	1.00	1.19235	1.19244	1.21138		
158	2022.07.15 13:48	buy	53	1.00	1.18535	0.00000	1.20529	91.00	105330.65
159	2022.07.15 16:06	modify	53	1.00	1.18535	1.18635	1.20529		
160	2022.07.15 16:06	s/l	53	1.00	1.18635	1.18635	1.20529		
161	2022.07.20 13:45	sell	54	1.00	1.19719	0.00000	1.17724	100.00	105430.65
162	2022.07.20 15:24	modify	54	1.00	1.19719	1.19619	1.17724		
163	2022.07.20 15:24	s/l	54	1.00	1.19620	1.19619	1.17724		
164	2022.07.21 15:44	buy	55	1.00	1.19867	0.00000	1.21861	99.00	105529.65
165	2022.07.21 23:56	modify	55	1.00	1.19867	1.19967	1.21861		
166	2022.07.21 23:59	s/l	55	1.00	1.19889	1.19967	1.21861		
167	2022.07.22 16:30	buy	56	1.00	1.19771	0.00000	1.21763	22.00	105551.65
168	2022.07.22 16:44	modify	56	1.00	1.19771	1.19871	1.21763		
169	2022.07.22 16:44	s/l	56	1.00	1.19869	1.19871	1.21763		
170	2022.07.22 21:45	sell	57	1.00	1.19754	0.00000	1.17764	98.00	105649.65
171	2022.07.25 03:51	modify	57	1.00	1.19754	1.19654	1.17764		
172	2022.07.25 03:52	s/l	57	1.00	1.19654	1.19654	1.17764		
								102.01	105751.66

173	2022.07.26 12:26	sell	58	1.00	1.20106	0.00000	1.18115		
174	2022.07.26 13:13	modify	58	1.00	1.20106	1.20006	1.18115		
175	2022.07.26 13:17	modify	58	1.00	1.20106	1.19906	1.18115		
176	2022.07.26 13:26	s/l	58	1.00	1.19908	1.19906	1.18115	198.00	105949.66
177	2022.07.29 15:30	sell	59	1.00	1.21245	0.00000	1.19261		
178	2022.07.29 15:33	modify	59	1.00	1.21245	1.21145	1.19261		
179	2022.07.29 15:34	s/l	59	1.00	1.21145	1.21145	1.19261	100.00	106049.66
180	2022.08.02 10:30	sell	60	1.00	1.22023	0.00000	1.20032		
181	2022.08.02 10:38	modify	60	1.00	1.22023	1.21923	1.20032		
182	2022.08.02 10:38	s/l	60	1.00	1.21923	1.21923	1.20032	100.00	106149.66
183	2022.08.04 13:03	buy	61	1.00	1.21841	0.00000	1.23838		
184	2022.08.04 14:00	modify	61	1.00	1.21841	1.21941	1.23838		
185	2022.08.04 14:00	s/l	61	1.00	1.21868	1.21941	1.23838	27.00	106176.66
186	2022.08.04 21:03	buy	62	1.00	1.21667	0.00000	1.23661		
187	2022.08.05 15:44	buy	63	1.30	1.20679	0.00000	0.00000		
188	2022.08.08 10:34	close	62	1.00	1.21122	0.00000	1.23661		
189	2022.08.08 10:34	close	63	1.30	1.21122	0.00000	0.00000	-554.24	105622.42
190	2022.08.12 10:46	sell	64	1.00	1.21775	0.00000	1.19784	569.89	106192.31
191	2022.08.12 12:05	modify	64	1.00	1.21775	1.21675	1.19784		
192	2022.08.12 12:16	modify	64	1.00	1.21775	1.21575	1.19784		
193	2022.08.12 12:48	s/l	64	1.00	1.21575	1.21575	1.19784		
194	2022.08.16 17:23	buy	65	1.00	1.20992	0.00000	1.22985	200.00	106392.31
195	2022.08.16 17:39	modify	65	1.00	1.20992	1.21092	1.22985		
196	2022.08.16 17:51	s/l	65	1.00	1.21092	1.21092	1.22985		
197	2022.08.18 12:56	buy	66	1.00	1.20658	0.00000	1.22651	100.00	106492.31
198	2022.08.18 13:09	modify	66	1.00	1.20658	1.20758	1.22651		
199	2022.08.18 13:10	s/l	66	1.00	1.20756	1.20758	1.22651		
200	2022.08.23 16:45	buy	67	1.00	1.18140	0.00000	1.20132	98.00	106590.31
201	2022.08.23 16:45	modify	67	1.00	1.18140	1.18240	1.20132		
202	2022.08.23 16:45	s/l	67	1.00	1.18228	1.18240	1.20132		
203	2022.08.26 17:38	sell	68	1.00	1.18149	0.00000	1.16162	88.00	106678.31
204	2022.08.26 17:41	modify	68	1.00	1.18149	1.18049	1.16162		
205	2022.08.26 17:41	s/l	68	1.00	1.18049	1.18049	1.16162		
206	2022.08.30 10:42	buy	69	1.00	1.17441	0.00000	1.19437	100.00	106778.31
207	2022.08.30 12:22	modify	69	1.00	1.17441	1.17541	1.19437		
208	2022.08.30 12:24	s/l	69	1.00	1.17540	1.17541	1.19437		
209	2022.09.02 17:50	buy	70	1.00	1.15873	0.00000	1.17866	99.00	106877.31
210	2022.09.05 00:00	buy	71	1.30	1.14816	0.00000	0.00000		
211	2022.09.06 01:09	close	70	1.00	1.15294	0.00000	1.17866		
212	2022.09.06 01:09	close	71	1.30	1.15294	0.00000	0.00000		
213	2022.09.06 16:44	sell	72	1.00	1.15257	0.00000	1.13266	-588.24	106289.07
214	2022.09.06 17:00	modify	72	1.00	1.15257	1.15157	1.13266	615.39	106904.47
215	2022.09.06 17:02	modify	72	1.00	1.15257	1.15057	1.13266		
216	2022.09.06 17:05	s/l	72	1.00	1.15057	1.15057	1.13266		
217	2022.09.07 20:18	buy	73	1.00	1.15144	0.00000	1.17139		
218	2022.09.07 22:34	modify	73	1.00	1.15144	1.15244	1.17139	200.00	107104.47
219	2022.09.07 22:35	s/l	73	1.00	1.15244	1.15244	1.17139		
220	2022.09.13 15:30	sell	74	1.00	1.16394	0.00000	1.14453		
221	2022.09.13 15:31	modify	74	1.00	1.16394	1.16294	1.14453	100.00	107204.47
222	2022.09.13 15:31	s/l	74	1.00	1.16313	1.16294	1.14453		
223	2022.09.19 22:11	buy	75	1.00	1.14317	0.00000	1.16308		
224	2022.09.20 02:58	modify	75	1.00	1.14317	1.14417	1.16308	81.00	107285.47
225	2022.09.20 03:04	modify	75	1.00	1.14317	1.14517	1.16308		
226	2022.09.20 03:11	s/l	75	1.00	1.14517	1.14517	1.16308		
227	2022.09.22 13:52	buy	76	1.00	1.13518	0.00000	1.15510		
228	2022.09.22 13:53	modify	76	1.00	1.13518	1.13618	1.15510	195.38	107480.85
229	2022.09.22 13:53	s/l	76	1.00	1.13598	1.13618	1.15510		
230	2022.09.28 10:56	buy	77	1.00	1.07102	0.00000	1.09094		
231	2022.09.28 13:02	modify	77	1.00	1.07102	1.07202	1.09094	80.00	107560.85
232	2022.09.28 13:02	modify	77	1.00	1.07102	1.07302	1.09094		
233	2022.09.28 13:02	modify	77	1.00	1.07102	1.07402	1.09094		
234	2022.09.28 13:02	modify	77	1.00	1.07102	1.07502	1.09094		
235	2022.09.28 13:02	modify	77	1.00	1.07102	1.07602	1.09094		
236	2022.09.28 13:02	modify	77	1.00	1.07102	1.07702	1.09094		
237	2022.09.28 13:02	modify	77	1.00	1.07102	1.07802	1.09094		
238	2022.09.28 13:02	modify	77	1.00	1.07102	1.07902	1.09094		
239	2022.09.28 13:02	modify	77	1.00	1.07102	1.08002	1.09094		

240	2022.09.28 13:02	modify	77	1.00	1.07102	1.08102	1.09094		
241	2022.09.28 13:03	s/l	77	1.00	1.08101	1.08102	1.09094	999.00	108559.85
242	2022.10.05 14:53	sell	78	1.00	1.13248	0.00000	1.11264		
243	2022.10.05 15:44	modify	78	1.00	1.13248	1.13148	1.11264		
244	2022.10.05 15:44	s/l	78	1.00	1.13154	1.13148	1.11264	94.00	108653.85
245	2022.10.11 14:22	buy	79	1.00	1.10911	0.00000	1.12897		
246	2022.10.11 15:25	modify	79	1.00	1.10911	1.11011	1.12897		
247	2022.10.11 15:25	s/l	79	1.00	1.11011	1.11011	1.12897	100.00	108753.85
248	2022.10.12 11:28	buy	80	1.00	1.10538	0.00000	1.12530		
249	2022.10.12 12:29	modify	80	1.00	1.10538	1.10638	1.12530		
250	2022.10.12 12:29	modify	80	1.00	1.10538	1.10738	1.12530		
251	2022.10.12 12:29	s/l	80	1.00	1.10731	1.10738	1.12530	193.00	108946.85
252	2022.10.14 17:00	sell	81	1.00	1.11692	0.00000	1.09693		
253	2022.10.14 19:57	modify	81	1.00	1.11692	1.11592	1.09693		
254	2022.10.14 19:59	s/l	81	1.00	1.11592	1.11592	1.09693	100.00	109046.85
255	2022.10.18 11:57	sell	82	1.00	1.12907	0.00000	1.10928		
256	2022.10.18 12:44	modify	82	1.00	1.12907	1.12807	1.10928		
257	2022.10.18 12:44	s/l	82	1.00	1.12807	1.12807	1.10928		
258	2022.10.20 15:20	buy	83	1.00	1.12803	0.00000	1.14793	100.00	109146.85
259	2022.10.20 15:30	modify	83	1.00	1.12803	1.12903	1.14793		
260	2022.10.20 15:30	s/l	83	1.00	1.12903	1.12903	1.14793		
261	2022.10.21 17:10	buy	84	1.00	1.12188	0.00000	1.14178	100.00	109246.85
262	2022.10.21 18:47	modify	84	1.00	1.12188	1.12288	1.14178		
263	2022.10.21 18:47	s/l	84	1.00	1.12198	1.12288	1.14178		
264	2022.10.28 04:00	sell	85	1.00	1.15525	0.00000	1.13538	10.00	109256.85
265	2022.10.28 09:15	modify	85	1.00	1.15525	1.15425	1.13538		
266	2022.10.28 09:20	s/l	85	1.00	1.15428	1.15425	1.13538		
267	2022.11.01 09:14	buy	86	1.00	1.15435	0.00000	1.17425	97.00	109353.85
268	2022.11.01 15:00	modify	86	1.00	1.15435	1.15535	1.17425		
269	2022.11.01 15:03	s/l	86	1.00	1.15535	1.15535	1.17425		
270	2022.11.04 17:12	buy	87	1.00	1.13242	0.00000	1.15231	100.00	109453.85
271	2022.11.04 17:27	modify	87	1.00	1.13242	1.13342	1.15231		
272	2022.11.04 17:27	s/l	87	1.00	1.13342	1.13342	1.15231		
273	2022.11.10 15:30	buy	88	1.00	1.14667	0.00000	1.16632	100.00	109553.85
274	2022.11.10 15:30	modify	88	1.00	1.14667	1.14767	1.16632		
275	2022.11.10 15:30	s/l	88	1.00	1.14738	1.14767	1.16632		
276	2022.11.15 04:00	sell	89	1.00	1.17481	0.00000	1.15497	71.00	109624.85
277	2022.11.15 12:23	sell	90	1.30	1.18482	0.00000	0.00000		
278	2022.11.15 15:32	sell	91	1.69	1.19483	0.00000	0.00000		
279	2022.11.15 19:02	close	89	1.00	1.18647	0.00000	1.15497		
280	2022.11.15 19:02	close	90	1.30	1.18647	0.00000	0.00000	-1166.00	108458.85
281	2022.11.15 19:02	close	91	1.69	1.18647	0.00000	0.00000	-214.50	108244.35
282	2022.11.25 21:02	sell	92	1.00	1.20697	0.00000	1.18789	1412.84	109657.19
283	2022.11.28 01:24	modify	92	1.00	1.20697	1.20597	1.18789		
284	2022.11.28 01:24	s/l	92	1.00	1.20597	1.20597	1.18789		
285	2022.11.29 10:43	buy	93	1.00	1.20582	0.00000	1.22572		
286	2022.11.29 16:27	buy	94	1.30	1.19594	0.00000	0.00000	102.01	109759.20
287	2022.11.29 17:10	close	93	1.00	1.20039	0.00000	1.22572		
288	2022.11.29 17:10	close	94	1.30	1.20039	0.00000	0.00000		
289	2022.11.30 20:37	buy	95	1.00	1.19958	0.00000	1.21947	-543.00	109216.20
290	2022.11.30 20:40	modify	95	1.00	1.19958	1.20058	1.21947	578.50	109794.70
291	2022.11.30 20:41	s/l	95	1.00	1.20056	1.20058	1.21947		
292	2022.12.05 17:00	sell	96	1.00	1.22391	0.00000	1.20503		
293	2022.12.05 17:00	modify	96	1.00	1.22391	1.22291	1.20503	98.00	109892.70
294	2022.12.05 17:00	s/l	96	1.00	1.22293	1.22291	1.20503		
295	2022.12.12 02:37	sell	97	1.00	1.22304	0.00000	1.20318		
296	2022.12.12 03:07	modify	97	1.00	1.22304	1.22204	1.20318	98.00	109990.70
297	2022.12.12 03:15	s/l	97	1.00	1.22204	1.22204	1.20318		
298	2022.12.15 10:30	sell	98	1.00	1.23559	0.00000	1.21573		
299	2022.12.15 10:39	modify	98	1.00	1.23559	1.23459	1.21573	100.00	110090.70
300	2022.12.15 10:48	modify	98	1.00	1.23559	1.23359	1.21573		
301	2022.12.15 10:57	modify	98	1.00	1.23559	1.23259	1.21573		
302	2022.12.15 11:04	modify	98	1.00	1.23559	1.23159	1.21573		
303	2022.12.15 11:18	s/l	98	1.00	1.23159	1.23159	1.21573		
304	2022.12.19 11:23	buy	99	1.00	1.22427	0.00000	1.24416		
305	2022.12.19 17:46	buy	100	1.30	1.21439	0.00000	0.00000		
306	2022.12.19 18:48	close	99	1.00	1.21882	0.00000	1.24416	400.00	110490.70
								-545.00	109945.70

307	2022.12.19 18:48	close	100	1.30	1.21882	0.00000	0.00000	575.90	110521.60
308	2022.12.20 10:44	buy	101	1.00	1.21736	0.00000	1.23726		
309	2022.12.20 10:49	modify	101	1.00	1.21736	1.21836	1.23726		
310	2022.12.20 10:57	s/l	101	1.00	1.21835	1.21836	1.23726	99.00	110620.60
311	2022.12.20 17:13	buy	102	1.00	1.21665	0.00000	1.23659		
312	2022.12.20 23:24	modify	102	1.00	1.21665	1.21765	1.23659		
313	2022.12.21 00:02	s/l	102	1.00	1.21722	1.21765	1.23659	52.38	110672.98
314	2022.12.21 15:43	buy	103	1.00	1.21627	0.00000	1.23620		
315	2022.12.21 19:08	buy	104	1.30	1.20630	0.00000	0.00000		
316	2022.12.22 03:13	close	103	1.00	1.21092	0.00000	1.23620	-548.86	110124.12
317	2022.12.22 03:13	close	104	1.30	1.21092	0.00000	0.00000	582.58	110706.70
318	2022.12.23 13:15	buy	105	1.00	1.20894	0.00000	1.22885		
319	2022.12.27 04:02	modify	105	1.00	1.20894	1.20994	1.22885		
320	2022.12.27 04:02	s/l	105	1.00	1.20992	1.20994	1.22885		
321	2022.12.27 10:39	sell	106	1.00	1.20573	0.00000	1.18581	88.76	110795.46
322	2022.12.27 13:35	modify	106	1.00	1.20573	1.20473	1.18581		
323	2022.12.27 13:46	modify	106	1.00	1.20573	1.20373	1.18581		
324	2022.12.27 13:50	s/l	106	1.00	1.20373	1.20373	1.18581		
325	2022.12.28 09:30	buy	107	1.00	1.20527	0.00000	1.22514	200.00	110995.46
326	2022.12.28 13:04	modify	107	1.00	1.20527	1.20627	1.22514		
327	2022.12.28 13:07	modify	107	1.00	1.20527	1.20727	1.22514		
328	2022.12.28 13:07	s/l	107	1.00	1.20727	1.20727	1.22514		
329	2022.12.28 17:51	sell	108	1.00	1.20523	0.00000	1.18534	200.00	111195.46
330	2022.12.28 17:53	modify	108	1.00	1.20523	1.20423	1.18534		
331	2022.12.28 17:53	s/l	108	1.00	1.20423	1.20423	1.18534		
332	2022.12.30 17:28	sell	109	1.00	1.20455	0.00000	1.18465	100.00	111295.46
333	2022.12.30 17:46	modify	109	1.00	1.20455	1.20355	1.18465		
334	2022.12.30 17:48	modify	109	1.00	1.20455	1.20255	1.18465		
335	2022.12.30 17:49	s/l	109	1.00	1.20255	1.20255	1.18465		
336	2023.01.02 01:05	sell	110	1.00	1.20494	0.00000	1.18806	200.00	111495.46
337	2023.01.02 18:00	modify	110	1.00	1.20494	1.20394	1.18806		
338	2023.01.02 18:00	s/l	110	1.00	1.20394	1.20394	1.18806		
339	2023.01.03 16:41	buy	111	1.00	1.20464	0.00000	1.22460	100.00	111595.46
340	2023.01.04 10:09	modify	111	1.00	1.20464	1.20564	1.22460		
341	2023.01.04 10:09	s/l	111	1.00	1.20563	1.20564	1.22460		
342	2023.01.06 17:10	buy	112	1.00	1.19799	0.00000	1.21791	94.38	111689.84
343	2023.01.06 17:15	modify	112	1.00	1.19799	1.19899	1.21791		
344	2023.01.06 17:16	s/l	112	1.00	1.19896	1.19899	1.21791		
345	2023.01.12 01:04	buy	113	1.00	1.21575	0.00000	1.23554	97.00	111786.84
346	2023.01.12 06:58	modify	113	1.00	1.21575	1.21675	1.23554		
347	2023.01.12 06:58	s/l	113	1.00	1.21673	1.21675	1.23554		
348	2023.01.12 15:33	buy	114	1.00	1.21543	0.00000	1.23524	98.00	111884.84
349	2023.01.12 15:33	modify	114	1.00	1.21543	1.21643	1.23524		
350	2023.01.12 15:33	modify	114	1.00	1.21543	1.21743	1.23524		
351	2023.01.12 15:34	s/l	114	1.00	1.21740	1.21743	1.23524		
352	2023.01.12 16:42	sell	115	1.00	1.21554	0.00000	1.19559		
353	2023.01.12 16:44	modify	115	1.00	1.21554	1.21454	1.19559	197.00	112081.84
354	2023.01.12 16:47	s/l	115	1.00	1.21455	1.21454	1.19559		
355	2023.01.13 13:50	sell	116	1.00	1.21737	0.00000	1.19748		
356	2023.01.13 15:47	modify	116	1.00	1.21737	1.21637	1.19748	99.00	112180.84
357	2023.01.13 15:47	s/l	116	1.00	1.21638	1.21637	1.19748		
358	2023.01.20 11:07	sell	117	1.00	1.23438	0.00000	1.21447		
359	2023.01.23 05:14	sell	118	1.30	1.24444	0.00000	0.00000	99.00	112279.84
360	2023.01.23 09:27	close	117	1.00	1.23992	0.00000	1.21447		
361	2023.01.23 09:27	close	118	1.30	1.23992	0.00000	0.00000		
362	2023.01.25 16:47	buy	119	1.00	1.23493	0.00000	1.25489	-551.99	111727.85
363	2023.01.25 16:48	modify	119	1.00	1.23493	1.23593	1.25489	587.60	112315.45
364	2023.01.25 16:49	s/l	119	1.00	1.23593	1.23593	1.25489		
365	2023.02.01 16:06	buy	120	1.00	1.23435	0.00000	1.25431		
366	2023.02.01 21:43	modify	120	1.00	1.23435	1.23535	1.25431	100.00	112415.45
367	2023.02.01 21:43	s/l	120	1.00	1.23533	1.23535	1.25431		
368	2023.02.02 11:30	sell	121	1.00	1.23365	0.00000	1.21375		
369	2023.02.02 12:30	modify	121	1.00	1.23365	1.23265	1.21375	98.00	112513.45
370	2023.02.02 12:30	s/l	121	1.00	1.23265	1.23265	1.21375		
371	2023.02.07 19:53	buy	122	1.00	1.20686	0.00000	1.22682		
372	2023.02.07 19:57	modify	122	1.00	1.20686	1.20786	1.22682		
373	2023.02.07 19:59	modify	122	1.00	1.20686	1.20886	1.22682	100.00	112613.45

374	2023.02.07 19:59	s/l	122	1.00	1.20886	1.20886	1.22682	200.00	112813.45
375	2023.02.10 04:58	sell	123	1.00	1.20956	0.00000	1.18968		
376	2023.02.10 12:08	modify	123	1.00	1.20956	1.20856	1.18968		
377	2023.02.10 12:09	s/l	123	1.00	1.20856	1.20856	1.18968	100.00	112913.45



Strategy Tester Report

OneMillionFx_EA

KeyToMarkets-Demo (Build 1370)

Simbolo	USDCAD (US Dollar vs Canadian Dollar)		
Periodo	4 Ore (H4) 2022.01.03 00:00 - 2023.02.03 20:00 (2022.01.01 - 2023.02.05)		
Modello	Ogni tick (il metodo precisissimo sulla base di tutti gli intervalli di tempo minimi)		
Parametri	separe_1="--- SETTING 1°ORDINE ---"; lotti=1; target_1=100; separe_2="--- MAGIC NUMBER ---"; magic_1=12345; separe_4="--- SETTING GRIGLIA ---"; distanzaGrid=100; moltiplicat=1.3; profitGrid=300; separe_5="--- TRAILING STOP ---"; attivaTS=25; distanzaTS=15; separe_6="--- EQUITY PROTECTION ---"; balance=100000; maxLoss=10;		
Barre sotto esame	1810Ticks adoperati per il modello	30202880Qualita' del modello	99.90%
Errori di grafici	0		
Deposito iniziale	100000.00	Spread	Variabile
Profitto totale netto	18346.89 Profitto lordo	25642.66 Perdita lorda	-7295.77
Fattore di profitto (profit factor)	3.51Ricompensa attesa	179.87	
Drawdown assoluto	4796.88Drawdown massimo	8686.95 (8.36%)Drawdown relativo	8.36% (8686.95)
Operazioni totali	102Posizioni al ribasso (vincite %)	50 (80.00%)Posizioni al rialzo (vincite %)	52 (82.69%)
	Operazioni con profitto (% del totale)	83 (81.37%)Operazioni in perdita (% del totale)	19 (18.63%)
Il piu' grande profitto	operazione con profitto Mediaoperazione con profitto	operazione in perdita 1225.41	-853.54
		operazione in perdita 308.95	-383.99
	Massimovincite consecutive (profitto in denaro)	perdite consecutive (perdita in denaro) 19 (4924.71)	2 (-947.68)
	Massimaleprofitto consecutivo (numero delle vincite)	4924.71 (19)perdita consecutiva (numero delle perdite)	-947.68 (2)
	Mediavincite consecutive	6 perdite consecutive	1



#	Data/Orario	Tipo	Ordine	Lotti	Prezzo	S / L	Take profit	Profitto	Saldo
1	2022.01.06 16:36	sell	1	1.00	1.27335	0.00000	1.26344		
2	2022.01.06 19:31	modify	1	1.00	1.27335	1.27185	1.26344		
3	2022.01.06 19:55	s/l	1	1.00	1.27185	1.27185	1.26344	117.94	100117.94
4	2022.01.10 20:00	buy	2	1.00	1.26947	0.00000	1.27933		
5	2022.01.11 19:15	buy	3	1.30	1.25956	0.00000	0.00000		
6	2022.01.13 06:54	buy	4	1.69	1.24961	0.00000	0.00000		
7	2022.01.24 09:20	close	2	1.00	1.25878	0.00000	1.27933	-853.54	99264.40
8	2022.01.24 09:20	close	3	1.30	1.25878	0.00000	0.00000	-85.76	99178.64
9	2022.01.24 09:20	close	4	1.69	1.25878	0.00000	0.00000	1225.41	100404.05
10	2022.01.25 21:42	sell	5	1.00	1.26016	0.00000	1.25028		
11	2022.01.26 11:22	modify	5	1.00	1.26016	1.25866	1.25028		
12	2022.01.26 16:33	s/l	5	1.00	1.25867	1.25866	1.25028		
13	2022.01.31 08:52	sell	6	1.00	1.27254	0.00000	1.26268	116.52	100520.57
14	2022.01.31 18:52	modify	6	1.00	1.27254	1.27104	1.26268		
15	2022.01.31 22:14	s/l	6	1.00	1.27104	1.27104	1.26268		
16	2022.02.02 16:57	buy	7	1.00	1.26990	0.00000	1.27981	118.01	100638.58
17	2022.02.04 12:45	modify	7	1.00	1.26990	1.27140	1.27981		
18	2022.02.04 15:30	modify	7	1.00	1.26990	1.27290	1.27981		
19	2022.02.04 15:34	modify	7	1.00	1.26990	1.27440	1.27981		
20	2022.02.04 20:24	s/l	7	1.00	1.27440	1.27440	1.27981		
21	2022.02.10 20:37	buy	8	1.00	1.26890	0.00000	1.27880	351.88	100990.46
22	2022.02.10 21:56	modify	8	1.00	1.26890	1.27040	1.27880		
23	2022.02.10 22:12	s/l	8	1.00	1.27039	1.27040	1.27880		
24	2022.02.11 14:26	sell	9	1.00	1.26960	0.00000	1.25972	117.29	101107.75
25	2022.02.11 19:36	modify	9	1.00	1.26960	1.26810	1.25972		
26	2022.02.11 20:30	s/l	9	1.00	1.26814	1.26810	1.25972		
27	2022.02.14 20:07	sell	10	1.00	1.27202	0.00000	1.26213	115.13	101222.88
28	2022.02.16 10:11	modify	10	1.00	1.27202	1.27052	1.26213		
29	2022.02.16 15:30	modify	10	1.00	1.27202	1.26902	1.26213		
30	2022.02.16 15:49	s/l	10	1.00	1.26903	1.26902	1.26213		
31	2022.02.17 05:55	buy	11	1.00	1.27133	0.00000	1.28122	231.88	101454.76
32	2022.02.18 17:56	modify	11	1.00	1.27133	1.27283	1.28122		
33	2022.02.21 00:13	modify	11	1.00	1.27133	1.27433	1.28122		
34	2022.02.21 02:54	s/l	11	1.00	1.27430	1.27433	1.28122		
35	2022.02.23 21:41	buy	12	1.00	1.27386	0.00000	1.28378	231.84	101686.59
36	2022.02.24 05:25	modify	12	1.00	1.27386	1.27536	1.28378		
37	2022.02.24 06:18	modify	12	1.00	1.27386	1.27686	1.28378		
38	2022.02.24 10:41	modify	12	1.00	1.27386	1.27836	1.28378		

39	2022.02.24 13:04	modify	12	1.00	1.27386	1.27986	1.28378		
40	2022.02.24 13:04	t/p	12	1.00	1.28378	1.27986	1.28378	772.41	102459.01
41	2022.02.25 14:54	sell	13	1.00	1.27670	0.00000	1.26684		
42	2022.02.25 17:54	modify	13	1.00	1.27670	1.27520	1.26684		
43	2022.02.25 19:14	s/l	13	1.00	1.27520	1.27520	1.26684	117.63	102576.64
44	2022.03.01 19:30	buy	14	1.00	1.27280	0.00000	1.28271		
45	2022.03.02 23:01	buy	15	1.30	1.26295	0.00000	0.00000		
46	2022.03.03 18:14	close	14	1.00	1.26889	0.00000	1.28271	-308.76	102267.88
47	2022.03.03 18:14	close	15	1.30	1.26889	0.00000	0.00000	608.16	102876.04
48	2022.03.07 09:01	sell	16	1.00	1.26860	0.00000	1.25869		
49	2022.03.07 19:22	sell	17	1.30	1.27861	0.00000	0.00000		
50	2022.03.08 18:16	sell	18	1.69	1.28861	0.00000	0.00000		
51	2022.03.10 02:00	close	16	1.00	1.27929	0.00000	1.25869	-841.21	102034.83
52	2022.03.10 02:00	close	17	1.30	1.27929	0.00000	0.00000	-76.37	101958.45
53	2022.03.10 02:00	close	18	1.69	1.27929	0.00000	0.00000	1224.91	103183.36
54	2022.03.14 05:32	buy	19	1.00	1.27799	0.00000	1.28789		
55	2022.03.14 20:45	modify	19	1.00	1.27799	1.27949	1.28789		
56	2022.03.15 04:05	modify	19	1.00	1.27799	1.28099	1.28789		
57	2022.03.15 11:38	modify	19	1.00	1.27799	1.28249	1.28789		
58	2022.03.15 15:32	s/l	19	1.00	1.28249	1.28249	1.28789		
59	2022.03.16 21:32	buy	20	1.00	1.27772	0.00000	1.28764	350.57	103533.94
60	2022.03.16 23:45	buy	21	1.30	1.26785	0.00000	0.00000		
61	2022.03.21 18:57	buy	22	1.69	1.25780	0.00000	0.00000		
62	2022.04.13 16:08	close	20	1.00	1.26703	0.00000	1.28764		
63	2022.04.13 16:08	close	21	1.30	1.26703	0.00000	0.00000	-852.34	102681.60
64	2022.04.13 16:08	close	22	1.69	1.26703	0.00000	0.00000	-95.34	102586.25
65	2022.04.14 17:46	buy	23	1.00	1.26079	0.00000	1.27069	1219.14	103805.40
66	2022.04.14 18:46	modify	23	1.00	1.26079	1.26229	1.27069		
67	2022.04.14 19:08	s/l	23	1.00	1.26229	1.26229	1.27069		
68	2022.04.19 14:14	buy	24	1.00	1.26117	0.00000	1.27107	118.83	103924.23
69	2022.04.19 16:00	modify	24	1.00	1.26117	1.26267	1.27107		
70	2022.04.19 16:35	s/l	24	1.00	1.26267	1.26267	1.27107		
71	2022.04.21 19:53	buy	25	1.00	1.25511	0.00000	1.26503	118.80	104043.03
72	2022.04.21 21:30	modify	25	1.00	1.25511	1.25661	1.26503		
73	2022.04.21 21:31	s/l	25	1.00	1.25661	1.25661	1.26503		
74	2022.04.26 08:00	sell	26	1.00	1.26869	0.00000	1.25886	119.37	104162.40
75	2022.04.26 16:14	sell	27	1.30	1.27869	0.00000	0.00000		
76	2022.04.29 10:54	close	26	1.00	1.27266	0.00000	1.25886		
77	2022.04.29 10:54	close	27	1.30	1.27266	0.00000	0.00000		
78	2022.04.29 18:19	buy	28	1.00	1.28038	0.00000	1.29029	-321.27	103841.13
79	2022.04.29 21:42	modify	28	1.00	1.28038	1.28188	1.29029	603.83	104444.96
80	2022.04.29 22:30	modify	28	1.00	1.28038	1.28338	1.29029		
81	2022.05.02 00:10	s/l	28	1.00	1.28291	1.28338	1.29029		
82	2022.05.05 17:12	buy	29	1.00	1.28066	0.00000	1.29059		
83	2022.05.05 17:48	modify	29	1.00	1.28066	1.28216	1.29059	196.90	104641.86
84	2022.05.05 17:51	s/l	29	1.00	1.28213	1.28216	1.29059		
85	2022.05.13 03:41	sell	30	1.00	1.30118	0.00000	1.29133		
86	2022.05.13 16:36	modify	30	1.00	1.30118	1.29968	1.29133	114.65	104756.51
87	2022.05.13 17:05	modify	30	1.00	1.30118	1.29818	1.29133		
88	2022.05.13 17:20	modify	30	1.00	1.30118	1.29668	1.29133		
89	2022.05.13 23:43	t/p	30	1.00	1.29129	1.29668	1.29133		
90	2022.05.18 18:27	buy	31	1.00	1.28535	0.00000	1.29523		
91	2022.05.18 21:48	modify	31	1.00	1.28535	1.28685	1.29523	765.90	105522.41
92	2022.05.18 21:50	s/l	31	1.00	1.28685	1.28685	1.29523		
93	2022.05.24 05:17	buy	32	1.00	1.28071	0.00000	1.29059		
94	2022.05.24 17:10	modify	32	1.00	1.28071	1.28221	1.29059	116.56	105638.97
95	2022.05.24 17:18	modify	32	1.00	1.28071	1.28371	1.29059		
96	2022.05.24 19:06	s/l	32	1.00	1.28371	1.28371	1.29059		
97	2022.05.24 22:47	sell	33	1.00	1.28035	0.00000	1.27047		
98	2022.05.26 18:32	modify	33	1.00	1.28035	1.27885	1.27047	233.70	105872.67
99	2022.05.26 18:53	s/l	33	1.00	1.27886	1.27885	1.27047		
100	2022.06.01 18:23	buy	34	1.00	1.26633	0.00000	1.27626		
101	2022.06.03 03:26	buy	35	1.30	1.25646	0.00000	0.00000		
102	2022.06.09 17:10	close	34	1.00	1.26242	0.00000	1.27626	112.78	105985.45
103	2022.06.09 17:10	close	35	1.30	1.26242	0.00000	0.00000		
104	2022.06.15 22:09	sell	36	1.00	1.29148	0.00000	1.28163		
105	2022.06.15 22:20	modify	36	1.00	1.29148	1.28998	1.28163	-312.18	105673.27
								612.14	106285.40

106	2022.06.15 22:24	modify	36	1.00	1.29148	1.28848	1.28163		
107	2022.06.15 22:42	s/l	36	1.00	1.28849	1.28848	1.28163	232.05	106517.45
108	2022.06.21 00:00	sell	37	1.00	1.29786	0.00000	1.28866		
109	2022.06.21 05:00	modify	37	1.00	1.29786	1.29636	1.28866		
110	2022.06.21 10:08	modify	37	1.00	1.29786	1.29486	1.28866		
111	2022.06.21 13:59	s/l	37	1.00	1.29486	1.29486	1.28866	231.69	106749.14
112	2022.06.24 12:00	sell	38	1.00	1.29675	0.00000	1.28684		
113	2022.06.24 17:01	modify	38	1.00	1.29675	1.29525	1.28684		
114	2022.06.24 17:42	modify	38	1.00	1.29675	1.29375	1.28684		
115	2022.06.24 23:15	modify	38	1.00	1.29675	1.29225	1.28684		
116	2022.06.27 10:04	modify	38	1.00	1.29675	1.29075	1.28684		
117	2022.06.27 10:05	t/p	38	1.00	1.28684	1.29075	1.28684	768.24	107517.38
118	2022.06.30 18:43	sell	39	1.00	1.28740	0.00000	1.27751		
119	2022.07.04 12:34	modify	39	1.00	1.28740	1.28590	1.27751		
120	2022.07.04 15:51	s/l	39	1.00	1.28590	1.28590	1.27751		
121	2022.07.07 12:35	sell	40	1.00	1.30003	0.00000	1.29017	109.19	107626.57
122	2022.07.07 17:41	modify	40	1.00	1.30003	1.29853	1.29017		
123	2022.07.07 18:23	s/l	40	1.00	1.29856	1.29853	1.29017		
124	2022.07.08 10:41	buy	41	1.00	1.30157	0.00000	1.31146	113.20	107739.77
125	2022.07.11 16:42	modify	41	1.00	1.30157	1.30307	1.31146		
126	2022.07.11 16:57	s/l	41	1.00	1.30307	1.30307	1.31146		
127	2022.07.14 09:35	buy	42	1.00	1.30081	0.00000	1.31071	114.80	107854.57
128	2022.07.14 11:14	modify	42	1.00	1.30081	1.30231	1.31071		
129	2022.07.14 11:51	modify	42	1.00	1.30081	1.30381	1.31071		
130	2022.07.14 12:51	modify	42	1.00	1.30081	1.30531	1.31071		
131	2022.07.14 13:20	t/p	42	1.00	1.31071	1.30531	1.31071		
132	2022.07.15 15:53	sell	43	1.00	1.30529	0.00000	1.29539	755.32	108609.89
133	2022.07.15 16:09	modify	43	1.00	1.30529	1.30379	1.29539		
134	2022.07.15 16:15	s/l	43	1.00	1.30379	1.30379	1.29539		
135	2022.07.21 11:03	buy	44	1.00	1.29055	0.00000	1.30046	115.05	108724.94
136	2022.07.21 14:37	modify	44	1.00	1.29055	1.29205	1.30046		
137	2022.07.21 14:41	s/l	44	1.00	1.29203	1.29205	1.30046		
138	2022.07.22 19:42	buy	45	1.00	1.28796	0.00000	1.29785	114.55	108839.49
139	2022.07.22 20:36	modify	45	1.00	1.28796	1.28946	1.29785		
140	2022.07.22 20:48	s/l	45	1.00	1.28946	1.28946	1.29785		
141	2022.07.25 11:46	sell	46	1.00	1.28894	0.00000	1.27907	116.33	108955.82
142	2022.07.25 14:13	modify	46	1.00	1.28894	1.28744	1.27907		
143	2022.07.25 17:37	s/l	46	1.00	1.28744	1.28744	1.27907		
144	2022.07.27 21:37	sell	47	1.00	1.28621	0.00000	1.27635	116.51	109072.33
145	2022.07.27 21:53	modify	47	1.00	1.28621	1.28471	1.27635		
146	2022.07.27 22:30	modify	47	1.00	1.28621	1.28321	1.27635		
147	2022.07.28 00:07	s/l	47	1.00	1.28466	1.28321	1.27635		
148	2022.07.28 16:53	buy	48	1.00	1.28504	0.00000	1.29496		
149	2022.08.02 10:10	modify	48	1.00	1.28504	1.28654	1.29496	118.79	109191.12
150	2022.08.02 10:23	s/l	48	1.00	1.28653	1.28654	1.29496		
151	2022.08.03 15:00	sell	49	1.00	1.28379	0.00000	1.27394		
152	2022.08.05 15:31	sell	50	1.30	1.29380	0.00000	0.00000	114.28	109305.40
153	2022.08.08 15:03	close	49	1.00	1.28776	0.00000	1.27394		
154	2022.08.08 15:03	close	50	1.30	1.28776	0.00000	0.00000		
155	2022.08.12 16:10	buy	51	1.00	1.27853	0.00000	1.28842	-317.61	108987.79
156	2022.08.15 09:53	modify	51	1.00	1.27853	1.28003	1.28842	607.32	109595.10
157	2022.08.15 10:42	modify	51	1.00	1.27853	1.28153	1.28842		
158	2022.08.15 11:41	modify	51	1.00	1.27853	1.28303	1.28842		
159	2022.08.15 12:18	modify	51	1.00	1.27853	1.28453	1.28842		
160	2022.08.15 12:19	t/p	51	1.00	1.28842	1.28453	1.28842		
161	2022.08.16 20:50	sell	52	1.00	1.28473	0.00000	1.27491		
162	2022.08.18 19:22	sell	53	1.30	1.29474	0.00000	0.00000	767.30	110362.40
163	2022.08.22 18:52	sell	54	1.69	1.30474	0.00000	0.00000		
164	2022.08.23 17:10	close	52	1.00	1.29549	0.00000	1.27491		
165	2022.08.23 17:10	close	53	1.30	1.29549	0.00000	0.00000		
166	2022.08.23 17:10	close	54	1.69	1.29549	0.00000	0.00000		
167	2022.08.24 14:43	buy	55	1.00	1.30026	0.00000	1.31012	-843.62	109518.78
168	2022.08.25 11:34	buy	56	1.30	1.29038	0.00000	0.00000	-87.38	109431.41
169	2022.08.26 17:05	close	55	1.00	1.29638	0.00000	1.31012	1203.54	110634.94
170	2022.08.26 17:05	close	56	1.30	1.29638	0.00000	0.00000		
171	2022.08.30 09:57	sell	57	1.00	1.29992	0.00000	1.29007	-300.52	110334.42
172	2022.08.30 11:16	modify	57	1.00	1.29992	1.29842	1.29007	600.48	110934.90

173	2022.08.30 11:23	s/l	57	1.00	1.29842	1.29842	1.29007	115.53	111050.43
174	2022.09.06 12:08	buy	58	1.00	1.31371	0.00000	1.32355		
175	2022.09.06 17:02	modify	58	1.00	1.31371	1.31521	1.32355		
176	2022.09.06 17:16	s/l	58	1.00	1.31521	1.31521	1.32355	114.05	111164.48
177	2022.09.07 20:06	sell	59	1.00	1.31475	0.00000	1.30487		
178	2022.09.07 22:28	modify	59	1.00	1.31475	1.31325	1.30487		
179	2022.09.08 00:06	s/l	59	1.00	1.31382	1.31325	1.30487	68.93	111233.41
180	2022.09.13 15:30	buy	60	1.00	1.30087	0.00000	1.31047		
181	2022.09.13 15:30	modify	60	1.00	1.30087	1.30237	1.31047		
182	2022.09.13 15:30	s/l	60	1.00	1.30232	1.30237	1.31047	111.34	111344.75
183	2022.09.19 22:15	sell	61	1.00	1.32540	0.00000	1.31555		
184	2022.09.20 03:11	modify	61	1.00	1.32540	1.32390	1.31555		
185	2022.09.20 03:34	s/l	61	1.00	1.32390	1.32390	1.31555		
186	2022.09.28 16:01	sell	62	1.00	1.37078	0.00000	1.36096	111.44	111456.18
187	2022.09.28 16:44	modify	62	1.00	1.37078	1.36928	1.36096		
188	2022.09.28 16:46	s/l	62	1.00	1.36928	1.36928	1.36096		
189	2022.10.03 15:01	sell	63	1.00	1.37230	0.00000	1.36245	109.55	111565.73
190	2022.10.03 15:51	modify	63	1.00	1.37230	1.37080	1.36245		
191	2022.10.03 15:59	s/l	63	1.00	1.37081	1.37080	1.36245		
192	2022.10.05 16:08	buy	64	1.00	1.36218	0.00000	1.37201	108.69	111674.42
193	2022.10.05 17:00	modify	64	1.00	1.36218	1.36368	1.37201		
194	2022.10.05 17:01	modify	64	1.00	1.36218	1.36518	1.37201		
195	2022.10.05 19:11	s/l	64	1.00	1.36518	1.36518	1.37201		
196	2022.10.10 15:30	sell	65	1.00	1.37048	0.00000	1.36063	219.75	111894.17
197	2022.10.11 04:44	sell	66	1.30	1.38048	0.00000	0.00000		
198	2022.10.11 18:57	close	65	1.00	1.37433	0.00000	1.36063		
199	2022.10.11 18:57	close	66	1.30	1.37433	0.00000	0.00000	-282.00	111612.17
200	2022.10.13 18:20	sell	67	1.00	1.38102	0.00000	1.37119	581.74	112193.91
201	2022.10.13 18:22	modify	67	1.00	1.38102	1.37952	1.37119		
202	2022.10.13 18:23	s/l	67	1.00	1.37952	1.37952	1.37119		
203	2022.10.14 12:27	buy	68	1.00	1.37984	0.00000	1.38968	108.73	112302.64
204	2022.10.14 14:50	modify	68	1.00	1.37984	1.38134	1.38968		
205	2022.10.14 15:03	s/l	68	1.00	1.38134	1.38134	1.38968		
206	2022.10.20 20:41	buy	69	1.00	1.37533	0.00000	1.38518	108.59	112411.23
207	2022.10.20 21:20	modify	69	1.00	1.37533	1.37683	1.38518		
208	2022.10.20 21:33	s/l	69	1.00	1.37683	1.37683	1.38518		
209	2022.10.21 16:02	sell	70	1.00	1.37684	0.00000	1.36709	108.95	112520.18
210	2022.10.21 16:37	modify	70	1.00	1.37684	1.37534	1.36709		
211	2022.10.21 16:39	s/l	70	1.00	1.37536	1.37534	1.36709		
212	2022.10.21 17:36	buy	71	1.00	1.37700	0.00000	1.38690	107.61	112627.79
213	2022.10.21 19:00	buy	72	1.30	1.36719	0.00000	0.00000		
214	2022.10.24 11:19	close	71	1.00	1.37326	0.00000	1.38690		
215	2022.10.24 11:19	close	72	1.30	1.37326	0.00000	0.00000		
216	2022.10.27 13:43	buy	73	1.00	1.36135	0.00000	1.37124	-272.65	112355.14
217	2022.10.27 17:05	buy	74	1.30	1.35144	0.00000	0.00000	574.22	112929.36
218	2022.10.27 23:10	close	73	1.00	1.35752	0.00000	1.37124		
219	2022.10.27 23:10	close	74	1.30	1.35752	0.00000	0.00000		
220	2022.11.01 04:30	sell	75	1.00	1.36039	0.00000	1.35058	-282.13	112647.23
221	2022.11.01 05:34	modify	75	1.00	1.36039	1.35889	1.35058	582.24	113229.47
222	2022.11.01 06:18	s/l	75	1.00	1.35890	1.35889	1.35058		
223	2022.11.04 07:35	sell	76	1.00	1.36789	0.00000	1.35805		
224	2022.11.04 09:33	modify	76	1.00	1.36789	1.36639	1.35805	109.65	113339.12
225	2022.11.04 10:11	s/l	76	1.00	1.36644	1.36639	1.35805		
226	2022.11.09 16:37	buy	77	1.00	1.34754	0.00000	1.35736		
227	2022.11.09 20:30	modify	77	1.00	1.34754	1.34904	1.35736	106.12	113445.24
228	2022.11.09 20:35	modify	77	1.00	1.34754	1.35054	1.35736		
229	2022.11.10 09:26	modify	77	1.00	1.34754	1.35204	1.35736		
230	2022.11.10 10:36	s/l	77	1.00	1.35204	1.35204	1.35736		
231	2022.11.15 00:00	buy	78	1.00	1.33170	0.00000	1.34146		
232	2022.11.16 18:59	modify	78	1.00	1.33170	1.33320	1.34146		
233	2022.11.16 19:09	s/l	78	1.00	1.33319	1.33320	1.34146	332.52	113777.76
234	2022.11.18 03:11	sell	79	1.00	1.33075	0.00000	1.32096		
235	2022.11.18 19:53	sell	80	1.30	1.34075	0.00000	0.00000		
236	2022.11.23 23:36	close	79	1.00	1.33465	0.00000	1.32096	111.45	113889.21
237	2022.11.23 23:36	close	80	1.30	1.33465	0.00000	0.00000		
238	2022.11.25 11:43	buy	81	1.00	1.33618	0.00000	1.34610		
239	2022.11.25 16:00	modify	81	1.00	1.33618	1.33768	1.34610	-297.80	113591.41
								586.89	114178.30

240	2022.11.25 16:36	s/l	81	1.00	1.33764	1.33768	1.34610	109.15	114287.45
241	2022.11.29 10:40	sell	82	1.00	1.34086	0.00000	1.33107		
242	2022.11.29 14:46	sell	83	1.30	1.35091	0.00000	0.00000		
243	2022.11.29 18:15	sell	84	1.69	1.36090	0.00000	0.00000		
244	2022.11.30 13:50	close	82	1.00	1.35160	0.00000	1.33107	-796.47	113490.97
245	2022.11.30 13:50	close	83	1.30	1.35160	0.00000	0.00000	-68.79	113422.18
246	2022.11.30 13:50	close	84	1.69	1.35160	0.00000	0.00000	1159.69	114581.87
247	2022.12.08 14:04	sell	85	1.00	1.36417	0.00000	1.35439		
248	2022.12.08 14:39	modify	85	1.00	1.36417	1.36267	1.35439		
249	2022.12.08 15:20	modify	85	1.00	1.36417	1.36117	1.35439		
250	2022.12.08 16:02	modify	85	1.00	1.36417	1.35967	1.35439		
251	2022.12.08 16:33	s/l	85	1.00	1.35971	1.35967	1.35439	328.01	114909.88
252	2022.12.09 10:34	buy	86	1.00	1.36337	0.00000	1.37320		
253	2022.12.09 15:30	modify	86	1.00	1.36337	1.36487	1.37320		
254	2022.12.09 15:32	modify	86	1.00	1.36337	1.36637	1.37320		
255	2022.12.09 15:33	s/l	86	1.00	1.36632	1.36637	1.37320		
256	2022.12.14 21:02	buy	87	1.00	1.35956	0.00000	1.36939	215.91	115125.79
257	2022.12.15 15:38	modify	87	1.00	1.35956	1.36106	1.36939		
258	2022.12.15 15:43	s/l	87	1.00	1.36102	1.36106	1.36939		
259	2022.12.19 11:08	sell	88	1.00	1.36345	0.00000	1.35361	106.96	115232.75
260	2022.12.20 13:49	modify	88	1.00	1.36345	1.36195	1.35361		
261	2022.12.20 14:05	s/l	88	1.00	1.36195	1.36195	1.35361		
262	2022.12.21 14:15	buy	89	1.00	1.36365	0.00000	1.37355	108.28	115341.03
263	2022.12.22 16:38	modify	89	1.00	1.36365	1.36515	1.37355		
264	2022.12.22 16:48	s/l	89	1.00	1.36514	1.36515	1.37355		
265	2022.12.23 09:38	sell	90	1.00	1.36164	0.00000	1.35180	108.84	115449.87
266	2022.12.23 15:11	modify	90	1.00	1.36164	1.36014	1.35180		
267	2022.12.23 15:30	s/l	90	1.00	1.36024	1.36014	1.35180		
268	2022.12.28 17:27	buy	91	1.00	1.35487	0.00000	1.36474	102.92	115552.79
269	2022.12.28 17:50	modify	91	1.00	1.35487	1.35637	1.36474		
270	2022.12.28 18:09	modify	91	1.00	1.35487	1.35787	1.36474		
271	2022.12.28 19:48	s/l	91	1.00	1.35787	1.35787	1.36474		
272	2023.01.03 05:25	sell	92	1.00	1.35528	0.00000	1.34541	220.93	115773.72
273	2023.01.03 09:30	modify	92	1.00	1.35528	1.35378	1.34541		
274	2023.01.03 09:48	s/l	92	1.00	1.35380	1.35378	1.34541		
275	2023.01.04 10:22	sell	93	1.00	1.35966	0.00000	1.34979	109.32	115883.04
276	2023.01.04 10:40	modify	93	1.00	1.35966	1.35816	1.34979		
277	2023.01.04 10:55	modify	93	1.00	1.35966	1.35666	1.34979		
278	2023.01.04 11:02	s/l	93	1.00	1.35667	1.35666	1.34979		
279	2023.01.05 17:05	buy	94	1.00	1.35690	0.00000	1.36677	220.39	116103.43
280	2023.01.05 18:25	modify	94	1.00	1.35690	1.35840	1.36677		
281	2023.01.05 18:29	s/l	94	1.00	1.35839	1.35840	1.36677		
282	2023.01.12 16:50	buy	95	1.00	1.34162	0.00000	1.35145	109.69	116213.12
283	2023.01.12 16:54	modify	95	1.00	1.34162	1.34312	1.35145		
284	2023.01.12 16:55	s/l	95	1.00	1.34305	1.34312	1.35145		
285	2023.01.13 14:56	buy	96	1.00	1.34020	0.00000	1.35006	106.47	116319.59
286	2023.01.13 15:52	modify	96	1.00	1.34020	1.34170	1.35006		
287	2023.01.13 16:50	s/l	96	1.00	1.34170	1.34170	1.35006		
288	2023.01.18 15:38	buy	97	1.00	1.33921	0.00000	1.34908		
289	2023.01.18 18:18	modify	97	1.00	1.33921	1.34071	1.34908	111.80	116431.39
290	2023.01.18 18:44	modify	97	1.00	1.33921	1.34221	1.34908		
291	2023.01.18 19:18	modify	97	1.00	1.33921	1.34371	1.34908		
292	2023.01.18 21:51	t/p	97	1.00	1.34912	1.34371	1.34908		
293	2023.01.20 10:08	sell	98	1.00	1.34471	0.00000	1.33485		
294	2023.01.20 17:29	modify	98	1.00	1.34471	1.34321	1.33485	734.55	117165.94
295	2023.01.20 17:50	s/l	98	1.00	1.34325	1.34321	1.33485		
296	2023.01.24 16:45	buy	99	1.00	1.33942	0.00000	1.34924		
297	2023.01.25 17:02	modify	99	1.00	1.33942	1.34092	1.34924	108.69	117274.63
298	2023.01.25 17:03	s/l	99	1.00	1.34090	1.34092	1.34924		
299	2023.01.26 10:22	sell	100	1.00	1.33737	0.00000	1.32753		
300	2023.01.26 15:55	modify	100	1.00	1.33737	1.33587	1.32753		
301	2023.01.26 15:57	s/l	100	1.00	1.33589	1.33587	1.32753	110.06	117384.69
302	2023.01.30 10:07	buy	101	1.00	1.33465	0.00000	1.34459		
303	2023.01.30 21:09	modify	101	1.00	1.33465	1.33615	1.34459		
304	2023.01.31 04:20	modify	101	1.00	1.33465	1.33765	1.34459	110.79	117495.48
305	2023.01.31 07:59	modify	101	1.00	1.33465	1.33915	1.34459		
306	2023.01.31 10:43	modify	101	1.00	1.33465	1.34065	1.34459		

307	2023.01.31 10:43	t/p	101	1.00	1.34459	1.34065	1.34459	738.95	118234.43
308	2023.01.31 17:49	sell	102	1.00	1.33532	0.00000	1.32543		
309	2023.01.31 18:35	modify	102	1.00	1.33532	1.33382	1.32543		
310	2023.01.31 18:48	s/l	102	1.00	1.33382	1.33382	1.32543	112.46	118346.89

